

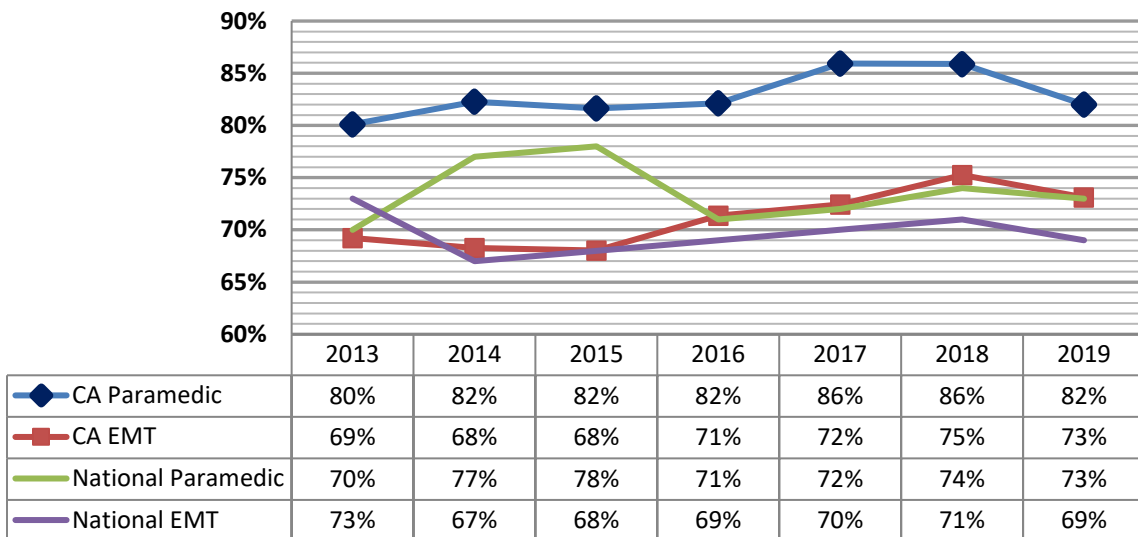


California Emergency Medical Services 2019 California EMS Program NREMT Pass Rates

1 st ATTEMPT AVERAGE PASS RATES			
	# Reported Programs	# Exceeded CA State Average Pass Rate	%
PARAMEDIC			
LEMSAs	17	12	71%
Programs	33	18	53%
EMT			
LEMSAs	31	21	77%
Programs	163	66	41%

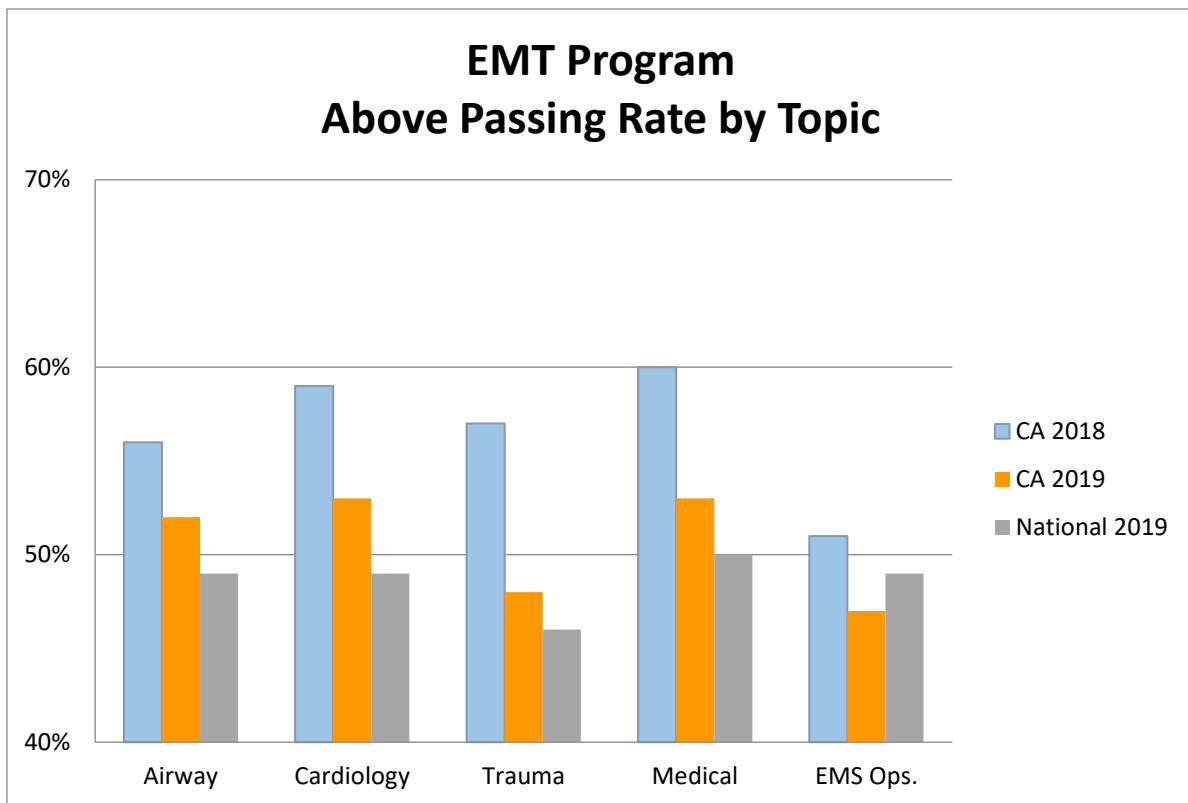
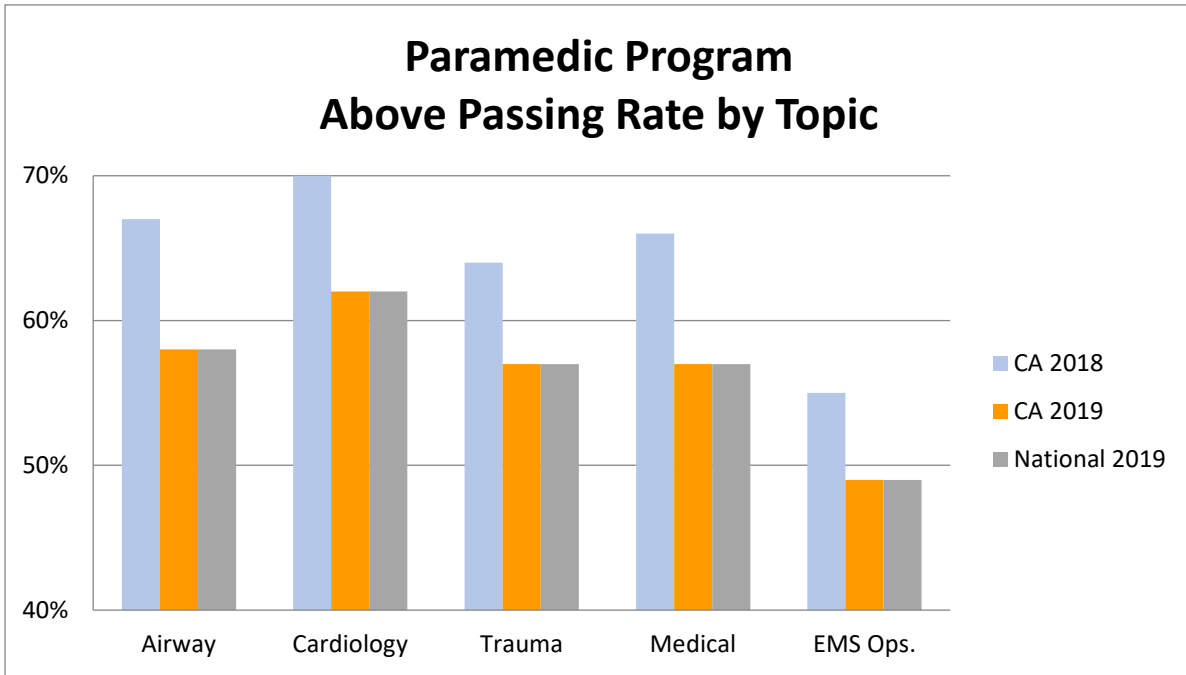
CALIFORNIA vs. NATIONAL				
2019	Attempted Exam	# Pass 1 st Attempt	% Passed 1 st Attempt	% Change from Previous Year
PARAMEDIC				
California	944	782	83%	-3%
National	11786	8586	73%	-1%
EMT				
California	9907	7270	73%	-2%
National	77938	54164	69%	-1%

California Annual NREMT Pass Rates





California Emergency Medical Services 2019 California EMS Program NREMT Pass Rates





California National Registry of EMTs, Paramedic Pass Rates
Effective 02/12/20

		2015		2016		2017		2018		2019	
California- National Registry Paramedic Pass		78%		71%		72%		74%		83%	
CA Paramedic Training Program Name	NREMT Program #	# Taken	% Pass 1st Attempt	# Taken	% Pass 1st Attempt	# Taken	% Pass 1st Attempt	# Taken	% Pass 1st Attempt	# Taken	% Pass 1st Attempt

Alameda County EMS Agency

Fast Response School of Health	n/a			18	83%						
Las Positas College	CA-01001			2	100%	16	100%	12	83%	13	77%
NCTI- Bay Area (Livermore)	CA-65032			96	79%	85	80%	96	78%	55	85%
LEMSA TOTAL				116		101		108		68	

Central California EMS Agency

Fresno County Dept. of Health	CA-61002	29	79%	22	77%	20	75%	31	84%	40	70%
West Hills College	CA-61004			5	40%	15	67%	8	63%	9	56%
WestMed College-Fresno	n/a			28	79%						
LEMSA TOTAL		29		55		35		39		49	

Coastal Valley EMS Agency

Santa Rosa Junior College	CA-66001	12	100%	19	100%	14	93%	21	90%	15	100%
LEMSA TOTAL		12		19		14		21		15	

EI Dorado County EMS Agency

n/a											
-----	--	--	--	--	--	--	--	--	--	--	--

Imperial County EMS Agency

Imperial Valley College	CA-13001	14	71%	5	60%	1	0%	9	89%		
LEMSA TOTAL		14		5		1		9		0	

Inland County EMS Agency

Crafton Hills College	CA-62009	32	97%	22	82%	31	84%	37	81%	34	85%
Victor Valley Community College	CA-62006	29	59%	26	69%	43	81%	62	84%	42	64%
LEMSA TOTAL		61		48		74		99		76	



California National Registry of EMTs, Paramedic Pass Rates
Effective 02/12/20

		2015		2016		2017		2018		2019	
California- National Registry Paramedic Pass		78%		71%		72%		74%		83%	
CA Paramedic Training Program Name	NREMT Program #	# Taken	% Pass 1st Attempt	# Taken	% Pass 1st Attempt	# Taken	% Pass 1st Attempt	# Taken	% Pass 1st Attempt	# Taken	% Pass 1st Attempt

Kern County EMS Agency

Antelope Valley College	n/a	6	83%								
Bakersfield College Paramedic Program	CA-15004	18	94%	10	80%	20	90%	11	100%	18	83%
LEMSA Total		24		10		20		11		18	

Los Angeles County EMS Agency

Los Angeles County Paramedic Training	CA-19008			62	84%	66	86%	96	86%	93	89%
Mt. San Antonio College	CA-19011	30	90%	42	100%	13	100%	35	94%	32	88%
UCLA Paramedic Education Program	CA-19012	111	88%	85	86%	105	90%	105	87%	128	79%
University of Antelope Valley	CA-19001			11	91%	19	84%	29	79%	35	69%
LEMSA Total		141		200		203		265		288	

Marin County EMS Agency

n/a											
-----	--	--	--	--	--	--	--	--	--	--	--

Merced County EMS Agency

n/a											
-----	--	--	--	--	--	--	--	--	--	--	--

Monterey County EMS Agency

n/a											
-----	--	--	--	--	--	--	--	--	--	--	--

Mountain Valley EMS Agency

n/a											
-----	--	--	--	--	--	--	--	--	--	--	--



California National Registry of EMTs, Paramedic Pass Rates
Effective 02/12/20

		2015		2016		2017		2018		2019	
California- National Registry Paramedic Pass		78%		71%		72%		74%		83%	
CA Paramedic Training Program Name	NREMT Program #	# Taken	% Pass 1st Attempt	# Taken	% Pass 1st Attempt	# Taken	% Pass 1st Attempt	# Taken	% Pass 1st Attempt	# Taken	% Pass 1st Attempt

Napa County EMS Agency

Napa Valley College	CA-66009	11	100%	16	94%	8	88%	23	83%	12	100%
LEMSA Total		11		16		8		23		12	

Northern California EMS Agency

Absolute Safety Training Inc.	CA-64004	16	69%	17	53%	10	30%				
LEMSA Total		16		17		10		0			

North Coast EMS Agency

North Coast EMS	CA-63002	19	74%	8	63%	16	75%	18	83%	13	69%
LEMSA Total		19		8		16		18		13	

Orange County EMS Agency

Orange County EMT (OCENT Corp)	CA-30020							22	77%	31	68%
Saddleback College	CA-30005	49	90%	19	84%	50	74%	23	70%	52	83%
LEMSA Total		49		19		50		45		83	

Riverside County EMS Agency

Moreno Valley College	CA-33002	20	80%	24	83%	22	95%	23	83%	18	89%
National College of Technical Instruction - Riverside	CA-65034			67	76%	100	75%	106	74%	81	75%
LEMSA Total		20		91		122		129		99	

Sacramento County EMS Agency

American River College	CA-34001	13	92%	9	89%	9	100%	12	92%	21	90%
------------------------	----------	----	-----	---	-----	---	------	----	-----	----	-----



California National Registry of EMTs, Paramedic Pass Rates
Effective 02/12/20

		2015		2016		2017		2018		2019	
California- National Registry Paramedic Pass		78%		71%		72%		74%		83%	
CA Paramedic Training Program Name	NREMT Program #	# Taken	% Pass 1st Attempt	# Taken	% Pass 1st Attempt	# Taken	% Pass 1st Attempt	# Taken	% Pass 1st Attempt	# Taken	% Pass 1st Attempt
CA State Univ Sacramento, PreHospital Education Program	CA-34006	52	67%	51	78%	57	81%	72	79%	70	76%
LEMSA Total		65		60		66		84		91	

San Diego County EMS Agency

EMSTA Inc.	CA-37007	33	85%	21	71%	43	86%	36	94%	42	83%
Palomar Community College	CA-37001	39	95%	35	97%	64	84%	54	89%	43	91%
San Diego Fire-Rescue Dept. Paramedic Program	CA-37029							17	94%	18	94%
Southwestern Community College	CA-37006	25	100%	14	100%	16	100%	11	100%	9	100%
Westmed College Chula Vista	n/a	10	80%								
LEMSA Total		107		70		123		118		112	

San Francisco EMS Agency

City College of San Francisco	CA-38001	5	80%	25	84%	24	100%	24	88%	17	88%
LEMSA Total		5		25		24		24		17	

San Luis Obispo County EMS Agency

Cuesta College-CCPP	CA-40001	16	81%	10	80%	14	79%	14	79%	13	85%
LEMSA Total		16		10		14		14		13	

San Mateo County EMS Agency

n/a											
-----	--	--	--	--	--	--	--	--	--	--	--

Santa Barbara County EMS Agency

National College of Technical Instruction- Santa Barbara	CA-65035			17	88%	1	0%				
LEMSA Total											



California National Registry of EMTs, Paramedic Pass Rates
Effective 02/12/20

		2015		2016		2017		2018		2019	
California- National Registry Paramedic Pass		78%		71%		72%		74%		83%	
CA Paramedic Training Program Name	NREMT Program #	# Taken	% Pass 1st Attempt	# Taken	% Pass 1st Attempt	# Taken	% Pass 1st Attempt	# Taken	% Pass 1st Attempt	# Taken	% Pass 1st Attempt

Santa Clara County EMS Agency

Foothill College	CA-43003	30	80%	27	96%	29	97%	41	100%	43	91%
Westmed College- San Jose	CA-43014	5	20%	24	83%	22	82%	12	75%	3	100%
LEMSA Total		35		51		51		53		46	

Santa Cruz County EMS Agency

Emergency Training Services, Inc.		13	77%								
LEMSA Total		13									

Sierra-Sac Valley EMS Agency

Butte Community College	CA-65025	14	64%	12	83%	9	100%	20	90%	20	75%
NCTI -Roseville	CA-65003	62	77%	71	72%	73	90%	65	83%	78	96%
NCTI -Bay Area (Livermore)	CA-65032							96	78%	55	85%
NCTI-Riverside	CA-65034							106	74%	81	75%
NCTI-Santa Barbara	CA-65035			17	88%	1	0%				
College of the Siskiyous	CA-65026	15	100%	20	90%	17	100%	18	89%	13	92%
LEMSA Total		91		120		100		305		247	

Solano County EMS Agency

n/a											
-----	--	--	--	--	--	--	--	--	--	--	--

Tuolumne County EMS Agency

n/a											
-----	--	--	--	--	--	--	--	--	--	--	--

Ventura County EMS Agency

Ventura College	CA-56004	14	86%	16	81%	23	83%	15	87%	20	70%
LEMSA Total		14		16		23		15		20	



California National Registry of EMTs, Paramedic Pass Rates
Effective 02/12/20

		2015		2016		2017		2018		2019	
California- National Registry Paramedic Pass		78%		71%		72%		74%		83%	
CA Paramedic Training Program Name	NREMT Program #	# Taken	% Pass 1st Attempt	# Taken	% Pass 1st Attempt	# Taken	% Pass 1st Attempt	# Taken	% Pass 1st Attempt	# Taken	% Pass 1st Attempt
Yolo County EMS Agency											
n/a											
Exceeds the CA State Pass Rate											



California- National Registry of EMTs, EMT Pass Rates

Effective 02/12/20

		2015		2016		2017		2018		2019	
California - National Registry EMT Pass Rate		68%		69%		70%		71%		73%	
CA EMT Training Program Name	NREMT Program #	# Taken	% Pass 1st Attempt	# Taken	% Pass 1st Attempt	# Taken	% Pass 1st Attempt	# Taken	% Pass 1st Attempt	# Taken	% Pass 1st Attempt

Alameda County EMS Agency

ALCO EMS Corps EMT Program	CA-01031			10	40%	26	62%	35	80%	12	50%
American Health Education	CA-01009	63	63%	53	66%	119	67%	117	70%	120	72%
Bay Area Training Academy	CA-01030	19	68%	22	72%	41	68%	103	81%	190	82%
Bear EMT Program	CA-01028			42	74%	56	64%	83	73%	46	76%
Berkeley STEP	CA-01029			3	100%	4	75%	7	86%	5	40%
Chabot College	CA-01014	38	74%	38	79%	31	55%	31	58%	36	72%
Fast Response School of Health Care Education	CA-01004	144	84%	185	81%						
Las Positas College	CA-01001	46	83%	44	80%	47	83%	42	69%	63	79%
Merritt College/Alameda County	CA-01022	29	52%	40	58%	59	61%	68	53%	58	62%
Project Heartbeat EMS Academy	CA-01032									99	81%
Unitek College	CA-01003	351	73%	330	70%	299	76%	279	70%	71	68%
University of California Police EMT Training	CA-01024										
LEMSA TOTALS		690		767		682		765		700	

Central California EMS Agency

Alert Medical Training	CA-61027					55	71%	87	68%	92	62%
American Ambulance	CA-61005	53	87%	16	100%	54	74%				
Auberry Volunteer/Alert Medical Training	n/a	48	56%	33	61%						
California State University Fresno	CA-61006	7	43%	7	71%	3	33%	8	50%	5	0%
College of the Sequoias	CA-61019	21	48%	24	33%	30	33%	26	46%	26	31%
Dinuba Fire Department	CA-61020	16	31%	13	15%						
Fresno City College Fire Academy	CA-61008	39	41%	58	52%	35	49%	70	59%	58	22%



California- National Registry of EMTs, EMT Pass Rates Effective 02/12/20

		2015		2016		2017		2018		2019	
California - National Registry EMT Pass Rate		68%		69%		70%		71%		73%	
CA EMT Training Program Name	NREMT Program #	# Taken	% Pass 1st Attempt	# Taken	% Pass 1st Attempt	# Taken	% Pass 1st Attempt	# Taken	% Pass 1st Attempt	# Taken	% Pass 1st Attempt
Valley ROP	CA-61042			1	100%	26	31%	61	16%	96	30%
Hume Lake Fire Department	CA-61037			3	100%	1	100%	4	100%	3	67%
Institute of Technology-Clovis	CA-61030										
Madera Adult School	CA-61017	4	25%	8	50%	6	67%	13	46%	10	50%
Minarets Adult Education EMT-Basic	CA-61032	19	47%	19	74%	9	78%	21	67%	15	60%
NAS Lemoore F&ES EMT Program	CA-61041			3	33%						
Orange Cove Fire Department	CA-61013	15	40%	6	17%	14	36%	18	28%	16	31%
Porterville Community College	CA-61024	25	48%	22	59%	10	60%	34	50%	40	48%
Selma Fire Department	CA-61003	12	25%	8	38%	20	0%				
Tulare Co. Fire Department	CA-6023									4	50%
Yosemite Unified School District	CA-61018										
West Hills College	CA-61004	24	54%	18	67%	14	36%	29	69%	29	76%
WestMed College-Fresno	CA-61031										
LEMSA TOTALS		283		239		277		371		394	

Coastal Valleys EMS Agency

Coast Life Support District	CA-66017									10	60%
Mendocino College Mendocino County	CA-66006	21	76%	54	74%	35	66%	31	61%	53	55%
Mendocino County Office of Education ROP	CA-66005	17	71%	7	100%	7	71%	4	75%		
Santa Rosa Junior College	CA-66001	106	83%	120	97%	95	96%	125	93%	121	96%
LEMSA TOTALS		144		181		137		160		174	

Contra Costa County EMS Agency

Contra Costa College	CA-07001	7	29%	23	57%	4	25%	23	57%	36	67%
----------------------	----------	---	-----	----	-----	---	-----	----	-----	----	-----



California- National Registry of EMTs, EMT Pass Rates

Effective 02/12/20

		2015		2016		2017		2018		2019	
California - National Registry EMT Pass Rate		68%		69%		70%		71%		73%	
CA EMT Training Program Name	NREMT Program #	# Taken	% Pass 1st Attempt	# Taken	% Pass 1st Attempt	# Taken	% Pass 1st Attempt	# Taken	% Pass 1st Attempt	# Taken	% Pass 1st Attempt
Los Medanos Community College	CA-07003	86	47%	122	75%	144	72%	80	54%	53	28%
Mt Diablo Adult Education	CA-07002	8	88%	16	75%	14	29%	27	74%	12	58%
LEMSA TOTALS		101		161		162		130		101	

El Dorado County EMS Agency

El Dorado County Training Officer's Assn	CA-09002	22	77%	29	66%	17	100%	31	71%	33	94%
Lake Tahoe Community College	CA-09001	33	85%	37	65%	43	72%	36	78%	37	65%
LEMSA TOTALS		55		66		60		67		70	

Imperial County EMS Agency

Bureau of Land Management	CA-13004			14	86%	2	100%				
Central Union Adult School	CA-13005									5	0%
Imperial Community College	CA-13002					1	100%				
Imperial Valley College	CA-13001	45	58%	31	71%	45	71%			36	47%
LEMSA TOTALS		45		45		48		0		41	

Inland Counties EMS Agency

Barstow Community College	CA-62001	9	56%	9	56%	14	79%	8	50%	6	67%
Big Bear Fire Department	CA-62028			10	40%						
Cerro Coso Community College	CA-15007	26	69%	28	86%	40	75%	46	78%	31	81%
Chaffey College	CA-62022	46	54%	44	41%	36	64%	56	39%	69	55%
Copper Mountain College	CA-62003	14	64%	34	71%	33	79%	18	94%	14	71%
CPR and More	CA-62042			57	68%	84	77%	71	65%	92	54%
Crafton Hills College	CA-62008	108	56%	136	68%	115	64%	103	65%	144	56%



California- National Registry of EMTs, EMT Pass Rates Effective 02/12/20

		2015		2016		2017		2018		2019	
California - National Registry EMT Pass Rate		68%		69%		70%		71%		73%	
CA EMT Training Program Name	NREMT Program #	# Taken	% Pass 1st Attempt	# Taken	% Pass 1st Attempt	# Taken	% Pass 1st Attempt	# Taken	% Pass 1st Attempt	# Taken	% Pass 1st Attempt
Inland Empire Healthcare Training Institute	CA-62041			2	0%	11	82%	17	65%	13	23%
Lone Pine Unified School District	CA-62010	1	100%								
Mono County EMS EMT Training Program	CA-62029					14	86%				
Montclair Fire Department	CA-62023	119	57%	90	56%	70	74%	68	75%		
San Bernardino Co. Fire	CA-62025					8	50%	1	100%		
San Bernardino Co. Superintendent of Schools ROP	CA-62045									8	50%
San Bernardino County Fire Department	CA-94027	4	25%			9	22%	6	67%		
So Cal EMT Fire Training	CA-62024			88	75%	50	70%				
So Cal EMT Fire Training - Oct 2017	CA-62030					3	100%	65	77%	107	65%
Southern Inyo Fire Protection District	CA-62027			8	63%	5	60%	5	40%	7	57%
US Colleges- San Bernardino	CA-62044									21	33%
Victor Valley Community College	CA-62006	119	45%	117	46%	128	46%	143	60%	125	66%
LEMSA TOTALS		442		623		620		607		637	

Kern County EMS Agency

Bakersfield College Allied Health	CA-15012	79	62%	144	65%	162	64%	146	62%	107	48%
Bakersfield Community College	CA-15004	29	59%							6	67%
Kern County Sheriff Office EMT Training	CA-15018			8	63%						
Taft College	CA-15011	4	50%	7	100%	14	79%			12	92%
LEMSA TOTALS		112		159		176		146		125	



California- National Registry of EMTs, EMT Pass Rates

Effective 02/12/20

		2015		2016		2017		2018		2019	
California - National Registry EMT Pass Rate		68%		69%		70%		71%		73%	
CA EMT Training Program Name	NREMT Program #	# Taken	% Pass 1st Attempt	# Taken	% Pass 1st Attempt	# Taken	% Pass 1st Attempt	# Taken	% Pass 1st Attempt	# Taken	% Pass 1st Attempt

Los Angeles County EMS Agency

Alhambra Unified School District	CA-19067			3	67%	2	100%	5	40%	4	75%
Antelope Valley College	CA-19019	4	75%	9	89%	10	70%	9	67%	12	67%
Antelope Valley High School District ROP	CA-19014	16	63%	21	90%	23	83%	23	96%	25	84%
California Institute of EMT	CA-19054	554	82%	565	87%	532	89%	502	90%	382	90%
Charter College - LA	CA-19066					8	13%				
Citrus Community College	CA-19002	40	83%	57	84%	51	78%	59	90%	44	89%
CSU Long Beach	CA-19062	76	47%	45	58%	74	61%	72	64%	66	74%
College of the Canyons	CA-19017	127	81%	123	89%	115	82%	118	86%	112	82%
Downey Adult School	CA-19064			40	30%	23	48%	42	48%	47	51%
East Los Angeles College	CA-19030	41	54%	31	55%	28	57%	18	61%	25	60%
East San Gabriel Valley ROP	CA-19031	43	40%	24	63%	18	61%	14	64%	26	58%
El Camino College	CA-19003	126	48%	93	83%	129	78%	153	75%	174	75%
Glendale Community College	CA-19004	62	87%	66	79%	61	85%	52	58%	59	66%
Long Beach City College	CA-19006	13	46%	19	63%	12	75%	12	75%	19	26%
Long Beach Fire Department	CA-19035			4	100%	13	69%				
Los Angeles County Fire Department	CA-19007	19	100%	31	94%	16	100%	54	85%	14	71%
Los Angeles County Sheriff's Department	CA-19009	2	100%	1	0%	5	100%				
Los Angeles Harbor College	CA-19036	19	58%	16	63%	7	57%	9	67%	3	67%
Los Angeles Valley College	CA-19010	60	63%	72	65%	88	66%	69	77%	58	91%
Mt. San Antonio College	CA-19011					53	60%	56	98%	136	82%



California- National Registry of EMTs, EMT Pass Rates Effective 02/12/20

		2015		2016		2017		2018		2019	
California - National Registry EMT Pass Rate		68%		69%		70%		71%		73%	
CA EMT Training Program Name	NREMT Program #	# Taken	% Pass 1st Attempt	# Taken	% Pass 1st Attempt	# Taken	% Pass 1st Attempt	# Taken	% Pass 1st Attempt	# Taken	% Pass 1st Attempt
North Valley Occupational Center	CA-19039	28	57%	18	44%	31	48%	37	49%	28	64%
Pasadena City College	CA-19040	117	58%	128	63%	98	61%	104	95%	150	77%
Professional Career Development Center	CA-19068					1	100%				
ProTech Life Safety Services	CA-30022					59	64%	139	58%	173	66%
West Coast EMT- Redondo Beach	CA-19070					38	95%	133	90%	188	84%
Rio Hondo College Fire Academy	CA-19058	126	76%	114	73%	104	64%	115	74%	119	69%
Southern California ROC	CA-19050	22	36%	28	57%	29	62%	21	90%	21	86%
UCLA Center for Prehospital Care	CA-19013	471	93%	515	95%	564	97%	615	97%	614	92%
University of Antelope Valley	CA-19001			66	39%	113	53%	143	57%	106	49%
LEMSA TOTAL		1966		2089		2305		2574		2605	

Marin County EMS Agency

College of Marin	CA-21001	13	100%	12	92%	16	94%	19	89%	16	75%
LEMSA TOTAL		13		12		16		19		16	

Merced County EMS Agency

Merced Community College	CA-24001	36	64%	39	77%	31	77%	44	86%	45	64%
LEMSA TOTAL		36		39		31		44		45	

Monterey County EMS Agency

Hartnell Community College	CA-27001	38	42%	18	44%	28	43%	38	32%	47	21%
----------------------------	----------	----	-----	----	-----	----	-----	----	-----	----	-----



California- National Registry of EMTs, EMT Pass Rates Effective 02/12/20

		2015		2016		2017		2018		2019	
California - National Registry EMT Pass Rate		68%		69%		70%		71%		73%	
CA EMT Training Program Name	NREMT Program #	# Taken	% Pass 1st Attempt	# Taken	% Pass 1st Attempt	# Taken	% Pass 1st Attempt	# Taken	% Pass 1st Attempt	# Taken	% Pass 1st Attempt
Monterey Peninsula College	CA-27002	63	51%	53	70%	45	73%	35	86%	44	77%
Monterey Peninsula ROP	CA-27004	1	0%					1	0%		
LEMSA TOTAL		102		71		73		74		91	

Mountain Valley EMS Agency

Academy for Profesional Development	CA-60027			5	20%	18	22%	35	54%	30	47%
Abrams College	CA-60003	107	41%	137	41%	114	42%	81	44%	91	54%
Ceres Unified Adult Education	CA-60002	20	55%	14	64%	24	33%	25	80%	38	61%
First Lady Permanente	CA-60028					15	33%	66	44%	59	54%
Hughson Fire Protection District	n/a	12	58%	4	50%						
Ione Fire Department	CA- 60026	19	47%	51	43%	33	24%	16	31%	13	8
Mariposa County Fire Department	CA-60021			19	89%						
Modesto Junior College	CA-60001	55	76%	50	90%	63	84%	59	93%	66	88%
Murphys Fire Protection District	CA-60013	32	72%	30	70%	18	72%	15	67%	14	57%
LEMSA TOTALS		245		310		285		297		311	

Napa County EMS Agency

Napa Valley College	CA-67002	48	63%	37	49%	42	57%	33	85%	29	62%
Pacific Union College	CA-67003	12	58%	4	75%	9	67%	8	63%	7	57%
LEMSA TOTALS		60		41		51		41		36	

North Coast EMS Agency

College of the Redwoods	CA-63003	41	83%	37	68%	41	85%	44	82%	40	58%
-------------------------	----------	----	-----	----	-----	----	-----	----	-----	----	-----



California- National Registry of EMTs, EMT Pass Rates Effective 02/12/20

		2015		2016		2017		2018		2019	
California - National Registry EMT Pass Rate		68%		69%		70%		71%		73%	
CA EMT Training Program Name	NREMT Program #	# Taken	% Pass 1st Attempt	# Taken	% Pass 1st Attempt	# Taken	% Pass 1st Attempt	# Taken	% Pass 1st Attempt	# Taken	% Pass 1st Attempt
Del Norte Fire Training Consortium	CA-63005	28	79%			22	77%			23	48%
Humboldt State University	CA-63007	19	74%	18	72%	17	47%	24	67%	24	71%
Lake County Fire Protection District	CA-63001	11	82%			7	57%				
LEMSA TOTALS		99		55		87		68		87	

Nor Cal EMS Agency

College of the Siskiyous	CA-65026	33	67%	25	21%	28	68%	32	84%	24	75%
Downieville Fire Protection District	CA-64026					12	100%			6	83%
Feather River College	CA-64007	9	67%	7	43%	6	50%	6	83%	9	33%
Lassen Community College	CA-64005	9	78%	4	25%	7	71%	9	44%	4	100%
Modoc Medical Center	CA-64019			6	100%	7	71%	4	75%	12	42%
Shasta Community College	CA-65022	75	63%	57	61%	64	66%	72	60%	96	60%
STAR/KZVFD EMT Program	CA-64020									2	0%
Trinity County Life Support EMT Program	CA-64024			2	100%	3	100%	3	100%	4	100%
LEMSA TOTALS		126		101		127		126		157	

Orange County EMS Agency

Central County ROP CTE Partnership	CA-30008	1	0%			1	0%			4	50%
Coastline Regional Occupational Program	CA-30002	43	60%	72	68%	60	62%	53	81%	51	65%
College and Career Advantage	CA-30024									15	47%
North Orange County ROP	CA-30003	63	57%	20	55%	11	55%	5	0%	8	50%



California- National Registry of EMTs, EMT Pass Rates Effective 02/12/20

		2015		2016		2017		2018		2019	
California - National Registry EMT Pass Rate		68%		69%		70%		71%		73%	
CA EMT Training Program Name	NREMT Program #	# Taken	% Pass 1st Attempt	# Taken	% Pass 1st Attempt	# Taken	% Pass 1st Attempt	# Taken	% Pass 1st Attempt	# Taken	% Pass 1st Attempt
Orange Coast College	CA-30004	24	88%	45	78%	32	84%	52	85%	47	89%
Orange County CPR	CA-30015	235	60%	248	63%	142	59%	2	50%	2	100%
Orange County EMT	CA-30020					65	66%	209	76%	163	77%
Saddleback College	CA-30005	80	70%	93	82%	92	85%	98	77%	104	85%
Santa Ana College	CA-30006	31	68%	88	77%	95	81%	140	79%	130	82%
Santa Ana Fire Academy	CA-30013	16	63%								
South Coast ROP	CA-30001	24	58%	27	37%	18	44%	7	57%		
West Coast Emergency Medical Training - Orange	CA-30019	431	80%	543	73%	544	77%	566	78%	545	85%
LEMSA TOTALS		948		1136		1060		1132		1069	

Riverside County EMS Agency

College of the Desert	CA-33004	27	67%			34	88%	30	83%	48	71%
HealthPro EMT Training	CA-33013			9	78%	15	67%	26	58%	17	53%
Moreno Valley College	CA-33002	161	72%	153	84%	137	83%	126	90%	138	86%
Mt San Jacinto College	CA-33005	84	51%	53	57%	48	63%	56	64%	39	64%
Palo Verde College	CA-33001			2	50%						
Riverside County Fire (Cal Fire)	CA-33006									1	100%
Riverside County Office of Education ROP	CA-33007	11	9%			9	22%	17	24%	19	16%
Southern California EMS Training Institute	CA-33010			158	72%	78	78%	155	75%	124	67%
West Coast EMT-Riverside	CA-33011			257	72%	267	78%	301	77%	363	84%
LEMSA TOTALS		283		632		588		711		749	



California- National Registry of EMTs, EMT Pass Rates
Effective 02/12/20

		2015		2016		2017		2018		2019	
California - National Registry EMT Pass Rate		68%		69%		70%		71%		73%	
CA EMT Training Program Name	NREMT Program #	# Taken	% Pass 1st Attempt	# Taken	% Pass 1st Attempt	# Taken	% Pass 1st Attempt	# Taken	% Pass 1st Attempt	# Taken	% Pass 1st Attempt

Sacramento County EMS Agency

American River College	CA-34001	92	77%	145	86%	128	91%	101	83%	81	81%
California Regional Fire Academy	CA-34018	23	61%							41	80%
CA State Univ. Sac., Pre-Hospital Education	CA-34006	93	75%	112	70%	158	76%	169	80%	168	83%
Cosumnes River College	CA-34002	48	96%	47	91%	66	100%	76	92%	70	91%
Herald Fire District	CA-94032	13	8%								
Project Heartbeat LLC	n/a										
Walnut Grove Fire District	CA-34020					7	57%	5	0%		
LEMSA TOTALS		269		304		359		351		360	

San Diego County EMS Agency

Borrego Springs Fire Protection District	CA-37022	20	25%	17	59%						
EMSTA Inc.	CA-37007	333	74%	294	78%	290	76%	265	74%	203	77%
Grossmont Health Occupations Center	CA-37003	27	48%	45	44%	18	56%	34	76%	32	72%
Healthcare Academy of California	CA-37028			17	71%	71	48%	104	78%	78	78%
Link 2 Life, Inc.	CA-37023	47	70%	11	73%						
Miramar College	CA-37005	357	78%	357	85%	402	88%	395	83%	400	79%
National Polytechnic College	CA-37009	7	57%	126	76%						
Palomar Community College	CA-37001	215	79%	283	77%	301	82%	265	77%	247	75%
Southwestern Community College	CA-37006									60	73%



California- National Registry of EMTs, EMT Pass Rates
Effective 02/12/20

		2015		2016		2017		2018		2019	
California - National Registry EMT Pass Rate		68%		69%		70%		71%		73%	
CA EMT Training Program Name	NREMT Program #	# Taken	% Pass 1st Attempt	# Taken	% Pass 1st Attempt	# Taken	% Pass 1st Attempt	# Taken	% Pass 1st Attempt	# Taken	% Pass 1st Attempt
US Colleges- San Diego	CA-37030									16	50%
LEMSA TOTALS		1006		1150		1082		1063		1036	

San Francisco EMS Agency

City College of San Francisco	CA-38001	67	60%	102	60%	91	67%	111	74%	101	78%
University of San Francisco	CA-38008			23	91%	37	95%	54	91%	21	95%
LEMSA TOTALS		67		125		128		165		122	

San Joaquin County EMS Agency

Ripon Fire Department	CA-39003			10	60%	1	100%				
LEMSA TOTALS		0		10		1		0		0	

San Luis Obispo County EMS Agency

Cuesta College Allied Health-EMT	CA-40003	44	75%	59	86%	64	75%	79	77%	93	77%
LEMSA TOTALS		44		59		64		79		93	

San Mateo County EMS Agency

College of San Mateo	CA-41004	35	94%	36	89%	41	98%	31	87%	44	86%
Skyline College	CA-41002	60	87%	55	84%	55	78%	62	75%	61	72%
LEMSA TOTALS		95		91		96		93		105	

Santa Barbara County EMS Agency

Allan Hancock College	CA-42001	20	80%	35	49%	33	58%	40	35%	33	55%
Santa Barbara City College	CA-42002	123	84%	95	78%	64	84%	92	86%	106	68%
LEMSA TOTALS		143		130		97		132		139	



California- National Registry of EMTs, EMT Pass Rates Effective 02/12/20

		2015		2016		2017		2018		2019	
California - National Registry EMT Pass Rate		68%		69%		70%		71%		73%	
CA EMT Training Program Name	NREMT Program #	# Taken	% Pass 1st Attempt	# Taken	% Pass 1st Attempt	# Taken	% Pass 1st Attempt	# Taken	% Pass 1st Attempt	# Taken	% Pass 1st Attempt

Santa Clara County EMS Agency

Foothill College	CA-43003					4	75%	35	69%	80	73%
Foothill Community College	CA-43008	136	71%	108	81%	106	86%	62	77%		
Mission College	CA-43005	72	67%	80	66%	71	73%	74	73%	88	49%
National University	CA-37026					163	64%	256	65%	357	63%
San Jose City College	CA-43002	47	83%	32	84%	33	79%	39	62%	28	79%
Silicon Valley Ambulance/ACE EMT Academy	CA-43012	8	50%	10	60%	17	65%	24	79%	52	65%
South Bay Regional Public Safety Training	CA-43015			21	57%	20	55%	25	56%	24	42%
Stanford University	CA-43009	16	100%	30	97%	23	100%	20	100%	25	100%
Sunnyvale Department of Public Safety	CA-43013	7	86%	18	100%	15	73%	13	100%	2	100%
Westmed College	n/a										
LEMSA TOTALS		286		299		452		548		656	

Santa Cruz County EMS Agency

Cabrillo College	CA-44002	79	78%	83	65%	66	76%	49	63%	56	46%
Defib This EMT Program	CA-44004			78	62%	143	86%	136	68%	125	86%
LEMSA TOTALS		79		161		209		185		181	

Sierra-Sac Valley EMS Agency

Absolute Safety Training EMT Program	CA-64004					24	46%	27	48%		
Absolute Safety Training - Oroville Adult	CA-65021			9	78%					24	58%



California- National Registry of EMTs, EMT Pass Rates
Effective 02/12/20

		2015		2016		2017		2018		2019	
California - National Registry EMT Pass Rate		68%		69%		70%		71%		73%	
CA EMT Training Program Name	NREMT Program #	# Taken	% Pass 1st Attempt	# Taken	% Pass 1st Attempt	# Taken	% Pass 1st Attempt	# Taken	% Pass 1st Attempt	# Taken	% Pass 1st Attempt
Burney Fire Protection District	CA-65036			6	50%	7	14%	7	71%		
Butte Community College	CA-65025	48	75%	57	82%	60	80%	75	81%	81	67%
Cambridge Junior College	CA-65037			11	36%						
Institute of Technology	CA-65024	19	84%	9	56%	6	50%				
Karuk Tribe	CA-65039			3	67%	1	0%				
NCTI- Bay Area	CA-65032			46	72%	43	81%	55	87%	52	85%
NCTI-Riverside	CA-65034			13	46%	13	62%				
NCTI-Roseville	CA-65003	96	77%	69	74%	74	80%	70	91%	65	94%
NCTI-Santa Barbara	CA-65035			51	92%	32	94%	16	100%		
NOLS Wilderness Medicine at COS	CA-65028	103	96%	99	97%	110	93%	103	87%	97	89%
Sierra Community College	CA-65002	217	79%	195	82%	173	79%	285	72%	244	78%
Woodland Community College EMT Program	CA-65029	20	65%			14	93%	20	90%	19	74%
Yuba Community College District	CA-65004	21	86%	31	71%	26	88%	44	64%	47	62%
LEMSA TOTALS		524		599		583		702		629	

Solano County EMS Agency

National Institute for Healthcare Education	CA-48002			3	0%						
Solano Community College	CA-48001	22	36%	31	58%	34	53%	43	65%	77	69%
Vallejo Regional Education Center	CA-48006					1	0%	5	20%	16	50%
LEMSA TOTALS		22		34		35		48		93	



California- National Registry of EMTs, EMT Pass Rates
Effective 02/12/20

		2015		2016		2017		2018		2019	
California - National Registry EMT Pass Rate		68%		69%		70%		71%		73%	
CA EMT Training Program Name	NREMT Program #	# Taken	% Pass 1st Attempt	# Taken	% Pass 1st Attempt	# Taken	% Pass 1st Attempt	# Taken	% Pass 1st Attempt	# Taken	% Pass 1st Attempt

Tuolumne County EMS Agency

Columbia College	CA-55001	8	88%	11	100%	13	85%	18	83%	30	80%
LEMSA TOTALS		8		11		13		18		30	

Ventura County EMS Agency

Conejo Valley Adult School	CA-56007	26	77%	24	83%	37	78%	31	65%	28	46%
Charter College	CA-56015			22	59%	14	57%				
EMS Training Institute Inc.	CA-56006	93	71%	100	85%	11	82%				
Moorpark College	CA-56001			5	100%	49	80%	61	70%	45	58%
Oxnard College	CA-56002	108	61%	104	71%	87	60%	104	58%	111	53%
Simi Valley Adult School	CA-56003	60	65%	57	63%	60	68%	64	61%	67	61%
Ventura College	CA-56004	43	88%	58	67%	60	82%	74	57%	70	74%
LEMSA TOTALS		330		370		318		334		321	

Yolo County EMS Agency

On-Site Medical Service-EMT-B-Training	CA-65023	74	76%	46	80%	65	88%			42	79%
UC Davis Fire EMT Program	CA-57002									112	96%
LEMSA TOTALS		74		46		65		0		154	

EMS Authority

Mott Training Center (CA Parks & Recreation)	CA-96001	19	89%			30	100%				
California State Parks	CA-96002									23	100%
CALJAC Academy	CA-94033									17	100%
Butte College Fire Academy	CA-94010	37	86%	42	88%	32	88%	43	88%	81	67%



California- National Registry of EMTs, EMT Pass Rates
Effective 02/12/20

		2015		2016		2017		2018		2019	
California - National Registry EMT Pass Rate		68%		69%		70%		71%		73%	
CA EMT Training Program Name	NREMT Program #	# Taken	% Pass 1st Attempt	# Taken	% Pass 1st Attempt	# Taken	% Pass 1st Attempt	# Taken	% Pass 1st Attempt	# Taken	% Pass 1st Attempt
EMSA TOTALS		56		42		62		43		121	

Exceeds the CA State Pass Rate