



See what's possible.

NAPA VALLEY COMMUNITY COLLEGE DISTRICT

AUDIT REPORT

Fiscal Year Ended June 30, 2021

NAPA VALLEY COMMUNITY COLLEGE DISTRICT
TABLE OF CONTENTS
JUNE 30, 2021

Independent Auditors' Report	1
Management's Discussion and Analysis	4

FINANCIAL SECTION

Basic Financial Statements:

Statement of Net Position	12
Statement of Revenues, Expenses, and Changes in Net Position	13
Statement of Cash Flows	14
Statement of Net Position - Fiduciary Funds	16
Statement of Changes in Net Position - Fiduciary Funds	17
Notes to Financial Statements	18

REQUIRED SUPPLEMENTARY INFORMATION

Schedule of Changes in the Net OPEB Liability and Related Ratios	47
Schedule of Contributions - OPEB	48
Schedule of Proportionate Share of the Net Pension Liability	49
Schedule of Contributions - Pensions	50
Notes to Required Supplementary Information	51

SUPPLEMENTARY INFORMATION

District Organizational Structure	52
Schedule of Expenditures of Federal Awards	53
Schedule of Revenues and Expenditures of State Awards	54
Schedule of Workload Measures for State General Apportionment - Annual/Actual Attendance	55
Reconciliation of Annual Financial and Budget Report (CCFS-311) with Audited Financial Statements	56
Reconciliation of the ECS 84362 (50 Percent Law) Calculation	57
Details of the Education Protection Account	58
Reconciliation of Governmental Funds to the Statement of Net Position	59
Note to the Supplementary Information	60

NAPA VALLEY COMMUNITY COLLEGE DISTRICT
TABLE OF CONTENTS
JUNE 30, 2021

OTHER INDEPENDENT AUDITORS' REPORTS

Independent Auditors' Report on Internal Control over Financial Reporting and on Compliance and Other Matters Based on an Audit of Financial Statements Performed in Accordance with <i>Government Auditing Standards</i>	62
Independent Auditors' Report on Compliance For Each Major Federal Program; and Report on Internal Control over Compliance Required by the Uniform Guidance	64
Independent Auditors' Report on State Compliance	66

SCHEDULE OF FINDINGS AND QUESTIONED COSTS

Schedule of Audit Findings and Questioned Costs	68
Schedule of Prior Audit Findings and Questioned Costs	74



INDEPENDENT AUDITORS' REPORT

The Board of Trustees
Napa Valley Community College District
Napa, California

Report on the Financial Statements

We have audited the accompanying financial statements of the business-type activities of the Napa Valley Community College District, as of and for the year ended June 30, 2021, and the related notes to the financial statements, which collectively comprise the Napa Valley Community College District's basic financial statements as listed in the table of contents.

Management's Responsibility for the Financial Statements

Management is responsible for the preparation and fair presentation of these financial statements in accordance with accounting principles generally accepted in the United States of America; this includes the design, implementation, and maintenance of internal control relevant to the preparation and fair presentation of financial statements that are free from material misstatement, whether due to fraud or error.

Auditor's Responsibility

Our responsibility is to express opinions on these financial statements based on our audit. We conducted our audit in accordance with auditing standards generally accepted in the United States of America and the standards applicable to financial audits contained in *Government Auditing Standards*, issued by the Comptroller General of the United States. Those standards require that we plan and perform the audit to obtain reasonable assurance about whether the financial statements are free from material misstatement.

An audit involves performing procedures to obtain audit evidence about the amounts and disclosures in the financial statements. The procedures selected depend on the auditor's judgment, including the assessment of the risks of material misstatement of the financial statements, whether due to fraud or error. In making those risk assessments, the auditor considers internal control relevant to the entity's preparation and fair presentation of the financial statements in order to design audit procedures that are appropriate in the circumstances, but not for the purpose of expressing an opinion on the effectiveness of the entity's internal control. Accordingly, we express no such opinion. An audit also includes evaluating the appropriateness of accounting policies used and the reasonableness of significant accounting estimates made by management, as well as evaluating the overall presentation of the financial statements.

We believe that the audit evidence we have obtained is sufficient and appropriate to provide a basis for our audit opinions.

Opinions

In our opinion, the financial statements referred to above present fairly, in all material respects, the respective financial position of Napa Valley Community College District, as of June 30, 2021, and the respective changes in financial position and, where applicable, cash flows thereof for the year then ended in accordance with accounting principles generally accepted in the United States of America.

Other Matters

Required Supplementary Information

Accounting principles generally accepted in the United States of America require that the Management's Discussion and Analysis and the Required Supplementary Information section, as listed in the Table of Contents, be presented to supplement the basic financial statements. Such information, although not a part of the basic financial statements, is required by the Governmental Accounting Standards Board, who considers it to be an essential part of financial reporting for placing the basic financial statements in an appropriate operational, economic, or historical context. We have applied certain limited procedures to the required supplementary information in accordance with auditing standards generally accepted in the United States of America, which consisted of inquiries of management about the methods of preparing the information and comparing the information for consistency with management's responses to our inquiries, the basic financial statements, and other knowledge we obtained during our audit of the basic financial statements. We do not express an opinion or provide any assurance on the information because the limited procedures do not provide us with sufficient evidence to express an opinion or provide any assurance.

Supplementary Information

Our audit was conducted for the purpose of forming opinions on the financial statements that collectively comprise the Napa Valley Community College District's basic financial statements. The supplementary information listed in the table of contents, including the schedule of expenditures of Federal awards, which is required Title 2 U.S. Code of Federal Regulations (CFR) Part 200, Uniform Administrative Requirements, Costs Principles, and Audit Requirements for Federal Awards, is presented for purposes of additional analysis and is not a required part of the basic financial statements.

The supplementary information listed in the table of contents is the responsibility of management and was derived from and relates directly to the underlying accounting and other records used to prepare the basic financial statements. Such information has been subjected to the auditing procedures applied in the audit of the basic financial statements and certain additional procedures, including comparing and reconciling such information directly to the underlying accounting and other records used to prepare the basic financial statements or to the basic financial statements themselves, and other additional procedures in accordance with auditing standards generally accepted in the United States of America. In our opinion, the supplementary information is fairly stated, in all material respects, in relation to the basic financial statements as a whole.

Other Reporting Required by *Government Auditing Standards*

In accordance with *Government Auditing Standards*, we have also issued our report dated December 20, 2021, on our consideration of the Napa Valley Community College District's internal control over financial reporting and on our tests of its compliance with certain provisions of laws, regulations, contracts, and grant agreements and other matters. The purpose of that report is to describe the scope of our testing of internal control over financial reporting and compliance and the results of that testing, and not to provide an opinion on internal control over financial reporting or on compliance. That report is an integral part of an audit performed in accordance with *Government Auditing Standards* in considering the Napa Valley Community College District's internal control over financial reporting and compliance.

CWDL, Certified Public Accountants

San Diego, California
December 20, 2021

**MANAGEMENT'S DISCUSSION
AND ANALYSIS**

**NAPA VALLEY COMMUNITY COLLEGE DISTRICT
MANAGEMENT'S DISCUSSION AND ANALYSIS
FOR THE YEAR ENDED JUNE 30, 2021**

The Napa Valley Community College District (the District) was founded in 1942 as a political subdivision of the State of California. It provides higher education in the greater Napa area, which consists of portions of four counties. The District consists of one main campus in Napa and education centers in American Canyon and St. Helena. The District also offers classes and programs at various other locations throughout the District. The District serves approximately 10,000 full and part-time, credit and non-credit students per semester.

The following discussion and analysis provides an overview of the financial position and activities of the Napa Valley Community College District for the year ended June 30, 2021. Please read it in conjunction with the financial statements and notes thereto which follow this section. Responsibility for the completeness and accuracy of this information rests with the District management.

FINANCIAL HIGHLIGHTS

Total net position was \$(57.7) million at June 30, 2021. This was an improvement of \$0.06 million over the prior year. The District's negative net position is largely due to: 1) the inclusion of the 2002, voter-approved, general obligation bonded debt in the District's liabilities, which saw a reduction in 2020-21, and 2) the District's OPEB liability, which saw an increase in 2020-21.

OVERVIEW OF THE FINANCIAL STATEMENTS

The District was required to implement the reporting standards of Governmental Accounting Standards Board (GASB) Statement No. 34, as amended by GASB Statement No. 35 on July 1, 2002. This adoption changed the format and the content of the District's basic financial statements. The District is following the Business Type Activity (BTA) model. Rather than issuing fund-type financial statements, these Statements require the following components to be included in the District's financial statements:

- Management's Discussion and Analysis
- Basic financial statements including:
 - Statement of Net Position
 - Statement of Revenues, Expenses, and Changes in Net Position
 - Statement of Cash Flows
- Notes to financial statements

Additionally, fund balance is referred to as Net Position, and the Statement of Cash Flows are presented using the direct method.

The basic financial statements are designed to provide readers with a broad overview of the District's finances, using accounting methods similar to those used by private sector companies. These statements offer short-term and long-term financial information about the District's activities.

**NAPA VALLEY COMMUNITY COLLEGE DISTRICT
MANAGEMENT'S DISCUSSION AND ANALYSIS
FOR THE YEAR ENDED JUNE 30, 2021**

OVERVIEW OF THE FINANCIAL STATEMENTS, continued

The Statement of Net Position presents the assets, liabilities, and net position of the District as of the end of the fiscal year ended June 30, 2021 and is prepared using the accrual basis of accounting, which is similar to the accounting basis used by most private sector organizations. The difference between total assets and total liabilities (net position) is one indicator of the current financial condition of the District, or one way to measure the financial health of the District.

The net position is divided into three major categories. The first category, Net investment in Capital Assets, represents the equity amount in property, plant, and equipment owned by the District. The second category is Expendable Restricted Net Position. This net position is available for expenditure by the District, but must be spent for purposes as determined by external entities and/or donors that have placed time or purpose restrictions on the use of the assets. Restrictions can also be enforced through agreements, laws, or regulations of creditors, other governmental agencies, imposed bylaws through constitutional provisions or enabling legislation. The final category is Unrestricted Net Position that is available to the District for any lawful purpose. Although unrestricted, the District's Governing Board may place internal restrictions on this net position, but it retains the power to change, remove, or modify such restrictions.

The Statement of Revenues, Expenses, and Changes in Net Position represent the operating results of the District. The purpose of the statement is to present the revenues received by the District, both operating and non-operating, the expenses paid by the District, operating and non-operating, and any other revenues, expenses, gains and losses. Thus, this statement presents the District's results of operations.

Changes in total net position are based on the activity presented in the Statement of Revenues, Expenses, and Changes in Net Position.

Generally, operating revenues are earned for providing goods and services to the various customers and constituencies of the District. Operating expenses are those expenses incurred to acquire or produce the goods and services provided in return for the operating revenues and to fulfill the mission of the District. Non-operating revenues are those received or pledged for which goods and services are not provided. For example, state appropriations are non-operating revenues because they are provided by the State Legislature to the District without the Legislature directly receiving commensurate goods and services for the revenues.

The Statement of Cash Flows provides information about cash receipts and cash payments during the fiscal year, major uses, and sources of cash. This statement also helps users assess the District's ability to generate positive cash flows, meet obligations as they become due and evaluate the need for external financing.

**NAPA VALLEY COMMUNITY COLLEGE DISTRICT
MANAGEMENT'S DISCUSSION AND ANALYSIS
FOR THE YEAR ENDED JUNE 30, 2021**

OVERVIEW OF THE FINANCIAL STATEMENTS, continued

The Statement of Cash Flows is divided into five parts. The first part reflects operating cash flows and shows the net cash provided by the operating activities of District. The second part details cash received for non-operating, non-investing, and non-capital activities of the institution. The third section deals with the cash used for the acquisition and construction of capital and related financing activities. The fourth part provides information from investing activities. This section reflects the cash received and spent for short-term investments and any interest paid or received on those investments. The final section reconciles the net cash from operating activities to the operating loss reflected on the Statement of Revenues, Expenses, and Changes in Net Position. The net cash reconciliation is shown in the expanded version of the Statement of Cash Flows in the financial statements.

The Statements of Net Position as of June 30, 2021 and 2020 are summarized below:

	2021	2020	Change
ASSETS AND DEFERRED OUTFLOWS OF RESOURCES			
Total assets	\$ 147,407,217	\$ 153,065,729	\$ (5,658,512)
Deferred outflow of resources	19,645,075	19,113,914	531,161
Total Assets and Deferred Outflows of Resources	167,052,292	172,179,643	(5,127,351)
LIABILITIES AND DEFERRED INFLOWS OF RESOURCES			
Current liabilities	19,412,350	21,301,614	(1,889,264)
Non-current liabilities	200,631,815	193,178,007	7,453,808
Deferred inflows of resources	4,666,022	15,423,362	(10,757,340)
Total Liabilities and Deferred Inflows of Resources	224,710,187	229,902,983	(5,192,796)
NET POSITION			
Invested in capital assets, net of related debt	13,743,431	12,305,735	1,437,696
Restricted	10,476,604	11,059,399	(582,795)
Unrestricted	(81,877,930)	(81,088,474)	(789,456)
Total Net Position	\$ (57,657,895)	\$ (57,723,340)	\$ 65,445

The District's total assets and deferred outflows of resources decreased \$5.7 million or 3.4 percent from the previous year. The majority of the decrease was due to an increase of expenditures and capital asset depreciation.

Total liabilities and deferred inflows of resources decreased by \$5.2 million or 2.3 percent. This is primarily due to a decrease in accounts payable and deferred inflows of resources.

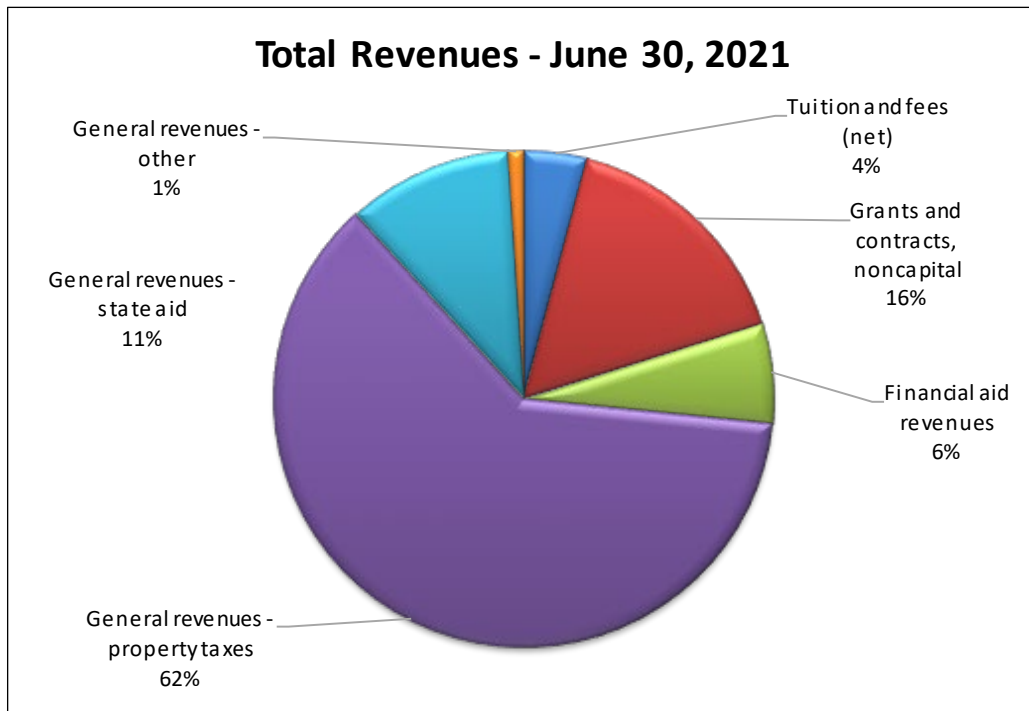
**NAPA VALLEY COMMUNITY COLLEGE DISTRICT
MANAGEMENT'S DISCUSSION AND ANALYSIS
FOR THE YEAR ENDED JUNE 30, 2021**

OVERVIEW OF THE FINANCIAL STATEMENTS, continued

The Statements of Revenues, Expenses, and Changes in Net Position for the fiscal years ended June 30, 2021 and 2020 are summarized below:

	2021	2020	Change
REVENUES			
Tuition and fees (net)	\$ 2,989,234	\$ 3,701,824	\$ (712,590)
Grants and contracts, noncapital	11,783,436	10,541,076	1,242,360
Financial aid revenues	4,712,909	5,471,813	(758,904)
General revenues - property taxes	45,214,385	45,011,728	202,657
General revenues - state aid	7,857,605	5,931,915	1,925,690
General revenues - other	123,443	252,714	(129,271)
Total Revenues	72,681,012	70,911,070	1,769,942
EXPENSES			
Operating expenses	63,092,894	61,798,900	1,293,994
Financial aid disbursement to students	5,307,554	6,517,117	(1,209,563)
Interest	4,307,761	5,069,335	(761,574)
Total Expenses	72,708,209	73,385,352	(677,143)
Change in Net Position	\$ (27,197)	\$ (2,474,282)	\$ 2,447,085

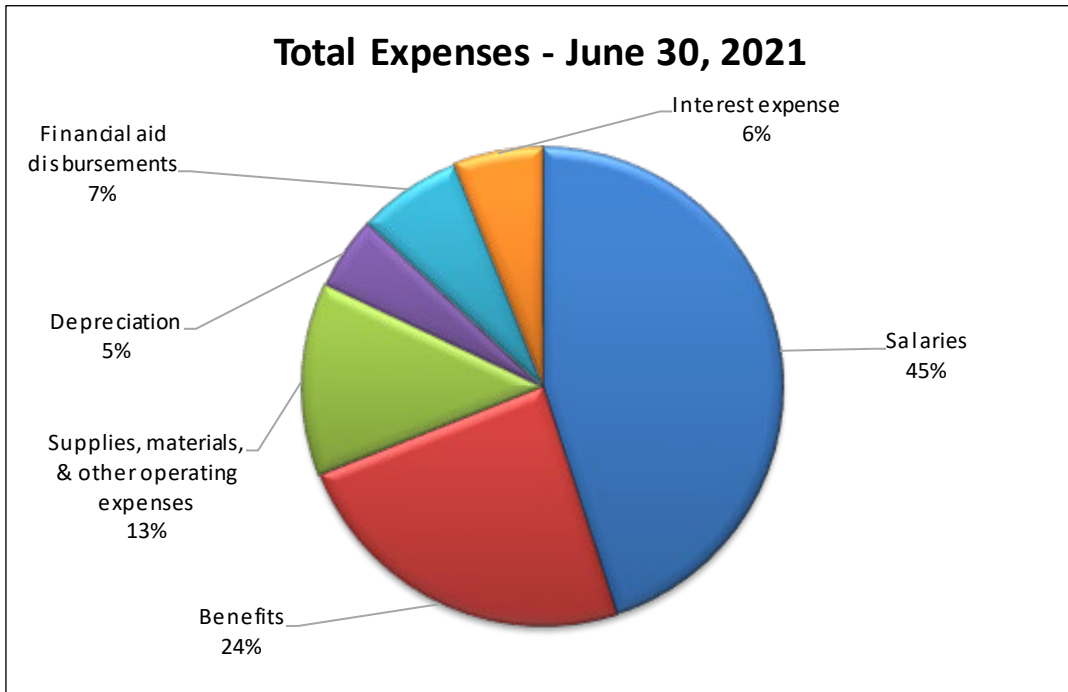
Operating and nonoperating revenues are comparatively reflected below:



**NAPA VALLEY COMMUNITY COLLEGE DISTRICT
MANAGEMENT'S DISCUSSION AND ANALYSIS
FOR THE YEAR ENDED JUNE 30, 2021**

OVERVIEW OF THE FINANCIAL STATEMENTS, continued

Operating and nonoperating expenses are comparatively reflected below:



**NAPA VALLEY COMMUNITY COLLEGE DISTRICT
MANAGEMENT'S DISCUSSION AND ANALYSIS
FOR THE YEAR ENDED JUNE 30, 2021**

OVERVIEW OF THE FINANCIAL STATEMENTS, continued

District Fiduciary Responsibility

The District is the trustee, or fiduciary, for certain amounts held on behalf of students, clubs, and donors for student loans and scholarships. The District's fiduciary activities are reported in separate Statement of Fiduciary Net Position and Changes in Fiduciary Net Position. Net position of fiduciary activities is excluded from the District's net position because the District cannot use fiduciary assets to finance its operations. The District is responsible for ensuring that the assets reported in these funds are used for their intended purposes.

Capital Assets

As of June 30, 2021, the District had approximately \$185.6 million invested in capital assets. Capital assets consist of land and land improvements, buildings and building improvements, construction in progress, vehicles, data processing equipment, and other equipment that met the capitalization threshold recommended by GASB Statement No. 35. These assets have accumulated depreciation of \$64.0 million, leaving a net capital asset amount of \$122.0 million.

Note 5 to the financial statements provides detailed information on capital assets. A summary of capital assets net of accumulated depreciation and changes therein is presented below:

	2021	2020	Change
Capital Assets not being depreciated	\$ 400,003	\$ 400,003	\$ -
Capital Assets being depreciated	185,613,051	184,844,546	768,505
Accumulated depreciation	(63,975,018)	(60,418,930)	(3,556,088)
Total Capital Assets	\$ 122,038,036	\$ 124,825,619	\$ (2,787,583)

**NAPA VALLEY COMMUNITY COLLEGE DISTRICT
MANAGEMENT'S DISCUSSION AND ANALYSIS
FOR THE YEAR ENDED JUNE 30, 2021**

ECONOMIC FACTORS THAT MAY AFFECT THE FUTURE

In 2017-18, Napa Valley College became a "Basic Aid" or "Community Supported" district. That means the sum of the College's local property tax revenues, plus student enrollment fees, exceeds the dollar-threshold below which a portion of the District's operational funding would be dependent on State apportionment funding, as determined by a state-calculation based on full-time equivalent students (FTES), student demographics, and student achievement.

Property taxes are a stable source of funding as compared to apportionment funding from the State's General Fund. The latter is derived principally from personal income taxes, and as experience has shown, that revenue can be greatly affected by the up and down swings of the economy. And, because property taxes are stable, with a long history of year-over-year increases, the District is better able to plan over the short and long-term. For both 2020-21 and 2021-22, the District's property taxes increased 3% over the previous year, and this additional revenue of approximately \$1.1 million exceeds the salary increases of the recently negotiated three-year contracts with faculty and classified staff.

That said, COVID-19 has had, and will continue to have, an impact on the collection of "local revenues," such as enrollment and parking fees, as student enrollment is down, and much of the District's courses are being taught on-line, due to health-safety precautions. Fortunately, federal funding is currently available to back-fill such revenue losses, and the District has begun work on plans to bring the size of its staff in line with the decreased size of its student population.

The District's Restricted General Fund revenues are dependent on state and federal categorical programs and grants. As such, economic impacts at the state and federal level, plus legislative priorities, can affect the funding that the District receives. But, as the managed expenditures in these programmatic areas are limited to the degree of available funding, activity in these areas has a limited impact on the District's reserves.

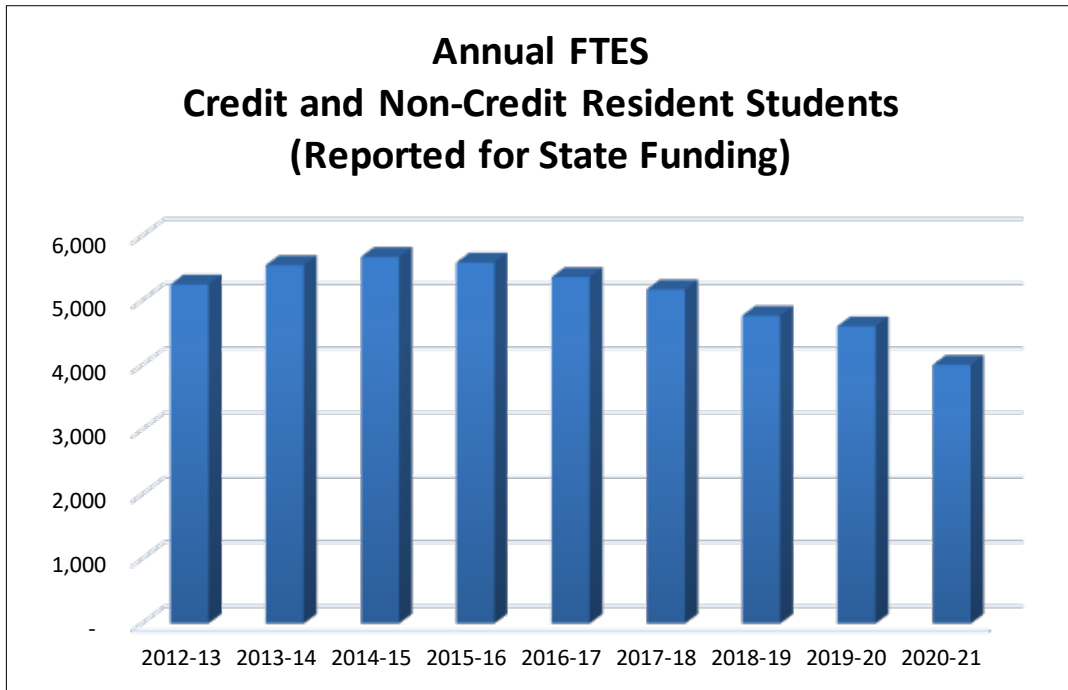
Over the next two years, the contribution rate for the State Teacher's Retirement System (STRS) will increase by 18%, and the contribution rate for the Public Employees Retirement System (PERS) will increase by 26%. The District has incorporated next year's increases into its budget for 2021-22, and absent State budget intervention for 2022-23, the District will make plans to afford these increases in the following year.

For 2020-21, the District's Unrestricted General Fund (UGF), ending fund balance represented an 7.7% reserve as a percentage of total UGF expenditures. Although this is less than what the District had in past years, it is still above the 5% "minimum prudent reserve" per Board Policy BP-6200, and provides the District a buffer to absorb future unforeseen circumstances.

**NAPA VALLEY COMMUNITY COLLEGE DISTRICT
MANAGEMENT'S DISCUSSION AND ANALYSIS
FOR THE YEAR ENDED JUNE 30, 2021**

HISTORICAL FULL TIME EQUIVALENT STUDENTS (FTES) TRENDS

In the 2021 fiscal year, the District reported 4,005 credit and non-credit resident FTES. See the below chart for a historical perspective on the changes in FTES over the past 9 fiscal years.



CONTACTING THE DISTRICT'S FINANCIAL MANAGEMENT

This financial report is designed to provide our citizens, taxpayers, customers, investors and creditors with a general overview of the District's finances and to demonstrate the District's accountability for the money it receives. If you have any questions about this report or need additional financial information, you may contact the Controller, at Napa Valley Community College District, 2277 Napa-Vallejo Highway, Napa, CA 94558.

FINANCIAL SECTION

NAPA VALLEY COMMUNITY COLLEGE DISTRICT
STATEMENT OF NET POSITION
JUNE 30, 2021

ASSETS

Current Assets:

Cash and cash equivalents	\$ 12,573,229
Accounts receivable, net	9,715,560
Due from other entities	2,196,551
Prepaid expenditures and other assets	883,841
Total Current Assets	25,369,181

Noncurrent Assets:

Capital assets, net	122,038,036
Total Noncurrent Assets	122,038,036

TOTAL ASSETS

147,407,217

DEFERRED OUTFLOWS OF RESOURCES

Deferred charge on refunding	5,674,977
Deferred outflows - pension	13,899,787
Deferred outflows - OPEB	70,311

TOTAL ASSETS AND DEFERRED OUTFLOWS OF RESOURCES

\$ 167,052,292

LIABILITIES

Current Liabilities:

Accounts payable and accrued expenses	\$ 5,903,514
Unearned revenue	6,148,836
Long-term debt, current portion	7,360,000
Total Current Liabilities	19,412,350

Noncurrent Liabilities:

Compensated absences	2,474,154
Net pension liability	54,239,317
Long-term debt, non-current portion	143,918,344
Total Noncurrent Liabilities	200,631,815

TOTAL LIABILITIES

220,044,165

DEFERRED INFLOWS OF RESOURCES

Deferred inflows - OPEB	3,436,071
Deferred Inflows - pensions	1,229,951

NET POSITION

Net investment in capital assets 13,743,431

Restricted for:

Debt service	9,605,612
Capital projects	870,992

Unrestricted (81,877,930)

TOTAL NET POSITION

(57,657,895)

TOTAL LIABILITIES, DEFERRED INFLOWS OF RESOURCES AND NET POSITION

\$ 167,052,292

See accompanying notes to the financial statements.

**NAPA VALLEY COMMUNITY COLLEGE DISTRICT
STATEMENT OF REVENUES, EXPENSES, AND CHANGES IN NET POSITION
FOR THE YEAR ENDED JUNE 30, 2021**

OPERATING REVENUES

Tuition and fees	\$ 5,716,538
Less: Scholarship discounts and allowances	<u>(2,727,304)</u>
Net tuition and fees	<u>2,989,234</u>
Grants and contracts, noncapital:	
Federal	3,781,832
State	7,918,615
Local	<u>82,989</u>
Subtotal	<u>11,783,436</u>
TOTAL OPERATING REVENUES	<u>14,772,670</u>

OPERATING EXPENSES

Salaries	32,886,012
Employee benefits	17,302,906
Supplies, materials, and other operating expenses and services	9,347,888
Depreciation	<u>3,556,088</u>
TOTAL OPERATING EXPENSES	<u>63,092,894</u>

OPERATING INCOME (LOSS)

(48,320,224)

NON-OPERATING REVENUES (EXPENSES)

State apportionments, noncapital	1,768,925
Local property taxes	36,417,837
State taxes and other revenues	4,456,288
Financial aid revenue	4,712,909
Financial aid disbursement to students	(5,307,554)
Investment income	123,443
Interest expense	(4,307,761)
Other non-operating revenues	<u>1,632,392</u>
TOTAL NON-OPERATING REVENUES (EXPENSES)	<u>39,496,479</u>

INCOME BEFORE OTHER REVENUES, EXPENSES, GAINS, OR LOSSES

(8,823,745)

Local property taxes and revenues, capital

8,796,548

INCREASE (DECREASE) IN NET POSITION

(27,197)

NET POSITION -- BEGINNING OF YEAR

(57,723,340)

PRIOR YEAR ADJUSTMENT (SEE NOTE 12)

92,642

NET POSITION -- END OF YEAR

\$ (57,657,895)

See accompanying notes to the financial statements.

**NAPA VALLEY COMMUNITY COLLEGE DISTRICT
STATEMENT OF CASH FLOWS
FOR THE YEAR ENDED JUNE 30, 2021**

CASH FLOWS FROM OPERATING ACTIVITIES

Tuition and fees	\$ 2,989,234
Grants and contracts	9,782,498
Payments to or on behalf of employees	(48,246,546)
Payments to vendors for supplies and services	(12,962,636)
Net Cash Used by Operating Activities	<u>(48,437,450)</u>

CASH FLOWS FROM NON-CAPITAL FINANCING ACTIVITIES

State apportionments	1,768,925
Property taxes	36,417,837
State taxes and other revenues	4,456,288
Financial aid revenues	4,712,909
Financial aid disbursement to students	(5,307,554)
Other nonoperating revenues	2,650,632
Net Cash Provided by Non-capital Financing Activities	<u>44,699,037</u>

CASH FLOWS FROM CAPITAL FINANCING ACTIVITIES

Local property tax, capital	8,796,548
Interest paid on capital debt	(8,869,251)
Net Cash Used by Capital Financing Activities	<u>(841,208)</u>

CASH FLOWS FROM INVESTING ACTIVITIES

Investment income	<u>123,443</u>
Net Cash Provided by Investing Activities	<u>123,443</u>

NET DECREASE IN CASH & CASH EQUIVALENTS	(4,456,178)
CASH & CASH EQUIVALENTS, BEGINNING OF YEAR	<u>17,029,407</u>
CASH & CASH EQUIVALENTS, END OF YEAR	<u>\$ 12,573,229</u>

See accompanying notes to the financial statements.

**NAPA VALLEY COMMUNITY COLLEGE DISTRICT
STATEMENT OF CASH FLOWS
FOR THE YEAR ENDED JUNE 30, 2021**

**RECONCILIATION OF OPERATING LOSS TO NET CASH
USED BY OPERATING ACTIVITIES**

Operating loss	\$ (48,320,224)
Adjustments to Reconcile Operating Loss to Net Cash Used by Operating Activities:	
Depreciation expense	3,556,088
Changes in Assets and Liabilities:	
Receivables, net	(2,354,973)
Prepaid expenditures and other assets	(155,874)
Deferred outflows of resources	(531,161)
Accounts payable and accrued liabilities	(3,458,874)
Deferred revenue	354,035
Compensated absences	274,654
Net pension liability	5,214,958
Net OPEB liability	7,741,261
Deferred inflows - OPEB	(9,053,663)
Deferred inflows - pensions	(1,703,677)
Total Adjustments	<u>(117,226)</u>
Net Cash Flows From Operating Activities	<u>\$ (48,437,450)</u>

See accompanying notes to the financial statements.

**NAPA VALLEY COMMUNITY COLLEGE DISTRICT
STATEMENT OF NET POSITION – FIDUCIARY FUNDS
JUNE 30, 2021**

	<u>District Trust</u>
ASSETS	
Cash and cash equivalents	\$ 5,173,488
Accounts receivable	11,079
Total Assets	<u>5,184,567</u>
LIABILITIES	
Accounts payable	5,179,952
Deferred revenue	4,615
Total Liabilities	<u>5,184,567</u>
NET POSITION	
Reserved	<u>-</u>
Total Net Position	<u>\$ -</u>

See accompanying notes to the financial statements.

**NAPA VALLEY COMMUNITY COLLEGE DISTRICT
STATEMENT OF CHANGES IN NET POSITION – FIDUCIARY FUNDS
FOR THE YEAR ENDED JUNE 30, 2021**

	District Trust
Additions	
Operating revenues	\$ -
Total Additions	<u>-</u>
 Deductions	
Other operating expenses	-
Total Deductions	<u>-</u>
 CHANGE IN NET POSITION	<u>-</u>
 NET POSITION, BEGINNING OF YEAR	<u>(592,418)</u>
Beginning balance adjustment	592,418
NET POSITION, END OF YEAR	<u>\$ -</u>

See accompanying notes to the financial statements.

NAPA VALLEY COMMUNITY COLLEGE DISTRICT
NOTES TO FINANCIAL STATEMENTS
JUNE 30, 2021

NOTE 1 – ORGANIZATION

The Napa Valley Community College District (the District) was founded in 1942 as a political subdivision of the State of California. It provides higher education in the greater Napa area, which consists of portions of four counties. The District consists of one main campus in Napa with education centers in American Canyon and St. Helena. The District also offers classes and programs at various other locations throughout the District. The District serves approximately 10,000 full and part-time, credit and non-credit students per semester. Full-Time Equivalent Students (FTES) for 2020-2021 were 4,005.

Financial Reporting Entity

The District has adopted GASB Statement No. 39, *Determining Whether Certain Organizations are Component Units*. This statement amends GASB Statement No. 14, *The Financial Reporting Entity*, to provide additional guidance to determine whether certain organizations, for which the District is not financially accountable, should be reported as component units based on the nature and significance of their relationship with the District.

In evaluating how to define the District for financial reporting purposes, management has considered all potential component units. The decision to include a potential component unit in the reporting entity was made by applying the criteria set forth in generally accepted accounting principles and GASB Statement No. 14 and Statement No. 39. The basic, but not the only, criterion for including a potential component unit within the reporting entity is the Board of Trustee's ability to exercise oversight responsibility. A second criterion used in evaluating potential component units is the scope of public service. A third criterion used to evaluate potential component units is the existence of special financing relationships, regardless of whether the District is able to exercise oversight responsibilities.

For financial reporting purposes, the District includes all funds, agencies, and authorities that are controlled by or are dependent on the District's executive and legislative branches. Control by or dependence on the District was determined on the basis of budget adoption, taxing, authority, outstanding debt secured by revenues or general obligations of the District, obligations of the District to finance any deficits that may occur, or receipt of significant subsidies from the District.

As a result, the financial statements of the District include the financial activities of the District and the combined totals of the trust and agency funds, which represent the various scholarships and student organizations within the District.

The District, the Napa Valley College Foundation (the Foundation), the Napa Valley Community College District Auxiliary Services Foundation (the District Auxiliary Services Foundation) and the Napa Valley Viticulture & Wine Technology Foundation (the VWT Foundation) have financial and operational relationships that require analysis to determine whether they meet the reporting entity definition criteria of the Governmental Accounting Standards Board (GASB) for inclusion as component units of the District. After analysis, all three entities were determined to not have met these criteria. Accordingly, the separately audited financial statements of the Foundation, the District Auxiliary Services Foundation and the VWT Foundation may be obtained from the District.

**NAPA VALLEY COMMUNITY COLLEGE DISTRICT
NOTES TO FINANCIAL STATEMENTS
JUNE 30, 2021**

NOTE 1 – ORGANIZATION, continued

Financial Reporting Entity, continued

The following are those aspects of the relationship between the District and the component units that satisfies the GASB:

Accountability: The VWT Foundation and the District Auxiliary Services Foundation operate under a master agreement with the District in accordance with the California Education Code requirements. The District is able to impose its will upon the VWT Foundation and the District Auxiliary Services Foundation.

Discrete Presentation: For financial presentation purposes, the financial activities of the VWT Foundation and the Auxiliary Services Foundation have been discretely presented with the financial activities of the District.

Joint Powers Agencies and Public Entity Risk Pools

The District is associated with four joint powers agencies (JPAs). These organizations do not meet the criteria for inclusion as component units of the District. The JPAs are the Northern California Community College Self Insurance Authority (NCCCSIA), Statewide Association of Community Colleges (SWACC), Schools Self-Insurance of Contra Costa County (SSICCC), and Protected Insurance Program for Schools (PIPS). See Note 8 for more information.

NOTE 2 – SUMMARY OF SIGNIFICANT ACCOUNTING POLICIES

Measurement Focus, Basis of Accounting, and Financial Statement Presentation

For financial reporting purposes, the District is considered a special-purpose government engaged only in business-type activities as defined by GASB Statements No. 34 and No. 35 as amended by GASB Statements No. 37 and No. 38. Accordingly, the District's financial statements have been presented using the economic resources measurement focus and the accrual basis of accounting. Under the accrual basis, revenues are recognized when earned, and expenses are recorded when an obligation has been incurred. All significant intra-agency and intra-fund transactions have been eliminated.

Revenue resulting from exchange transactions, in which each party gives and receives essentially equal value, is recorded on the accrual basis when the exchange takes place and amounts are available. Available means that the resources will be collected within the current fiscal year or are expected to be collected soon enough thereafter to be used to pay liabilities of the current fiscal year. For the District, available means expected to be received within 90 days of fiscal year end.

**NAPA VALLEY COMMUNITY COLLEGE DISTRICT
NOTES TO FINANCIAL STATEMENTS
JUNE 30, 2021**

NOTE 2 – SUMMARY OF SIGNIFICANT ACCOUNTING POLICIES, continued

Measurement Focus, Basis of Accounting, and Financial Statement Presentation, continued

Nonexchange transactions, in which the District receives value without directly giving equal value in return, include state apportionments, property taxes, certain grants, entitlements, and donations. Revenue from state apportionments is generally recognized in the fiscal year in which it is apportioned from the state. Revenue from property taxes is recognized in the fiscal year in which the taxes are received. Revenue from certain grants, entitlements, and donations is recognized in the fiscal year in which all eligibility requirements have been satisfied. Eligibility requirements include time and purpose requirements.

The accounting policies of the District conform to accounting principles generally accepted in the United States of America (U.S. GAAP) as applicable to colleges and universities, as well as those prescribed by the California Community Colleges Chancellor's Office.

The District reports are based on all applicable GASB pronouncements, as well as applicable Financial Accounting Standards Board (FASB) pronouncements issued on or before November 30, 1989, now codified in the FASB Accounting Standards Codification, unless those pronouncements conflict with or contradict GASB pronouncements. When applicable, certain prior year amounts have been reclassified to conform to current year presentation. The budgetary and financial accounts of the District are maintained in accordance with the State Chancellor's Office Budget and Accounting Manual.

The financial statements are presented in accordance with the reporting model as prescribed in GASB Statement No. 34, *Basic Financial Statements and Management's Discussion and Analysis for State and Local Governments*, and GASB Statement No. 35, *Basic Financial Statements and Management's Discussion and Analysis for Public Colleges and Universities*, as amended by GASB Statements No. 37 and No. 38. The Business type activities model followed by the District requires the following components of the District's financial statements:

- Management's Discussion and Analysis
- Basic Financial Statements for the District as a whole including:
 - Statement of Net Position
 - Statement of Revenues, Expenses, and Changes in Net Position
 - Statement of Cash Flows
- Notes to Financial Statements

Cash and Cash Equivalents

The District's cash and cash equivalents are considered to be cash on hand and demand deposits. Cash equivalents also include cash with county treasury balances for purposes of the statement of cash flows.

NAPA VALLEY COMMUNITY COLLEGE DISTRICT
NOTES TO FINANCIAL STATEMENTS
JUNE 30, 2021

NOTE 2 – SUMMARY OF SIGNIFICANT ACCOUNTING POLICIES, continued

Investments

In accordance with GASB Statement No. 31, *Accounting and Reporting for Certain Investments and for External Investment Pools*, investments are stated at fair market value. Fair market value is estimated based on published market prices at year-end. Investments for which there are no quoted market prices are not material.

Accounts Receivable

Accounts receivable consists of tuition and fee charges to students and auxiliary enterprise services provided to students, faculty and staff, the majority of each residing in the State of California. Accounts receivable also include amounts due from the Federal government, State and local governments, or private sources, in connection with reimbursements of allowable expenditures made pursuant to the District's grants and contracts. The District utilizes the allowance method with respect to its accounts receivable. The allowance was \$931,556 at June 30, 2021.

Prepaid Expenditures

Prepaid expenditures or expenses represent payments made to vendors for services that will benefit periods beyond June 30, 2021.

Deferred Charges

Deferred charges are bond issuance costs and are deferred and amortized over the term of bonds using the straight-line method since the results are not significantly different from the effective interest method.

Capital Assets and Depreciation

Capital assets are long-lived assets of the District as a whole and include land, construction-in-progress, buildings, leasehold improvements, and equipment. The District maintains an initial unit cost capitalization threshold of \$5,000. Assets are recorded at historical cost, or estimated historical cost, when purchased or constructed. The District does not possess any infrastructure. Donated capital assets are recorded at estimated fair market value at the date of donation. Improvements are capitalized; the costs of normal maintenance and repairs that do not add to the value of the asset or materially extend an asset's life are not capitalized. Major outlays for capital improvements are capitalized as construction-in-progress as the projects are constructed. Routine repairs and maintenance that do not extend the life of the building or equipment are charged as operating expenses in the year the expense is incurred.

**NAPA VALLEY COMMUNITY COLLEGE DISTRICT
NOTES TO FINANCIAL STATEMENTS
JUNE 30, 2021**

NOTE 2 – SUMMARY OF SIGNIFICANT ACCOUNTING POLICIES, continued

Capital Assets and Depreciation, continued

Depreciation of capital assets is computed and recorded by the straight-line method. Estimated useful lives of the various classes of depreciable capital assets are as follows: buildings, 50 years; improvements, 20 to 65 years; equipment, 5 to 20 years; library books, 5 years; technology equipment, 5 years. Land and construction in progress are considered nondepreciable capital assets; therefore, no depreciation is computed.

Accrued Liabilities and Long-Term Obligations

All payables, accrued liabilities, and long-term obligations are reported in the entity-wide financial statements.

Deferred Insurance Costs, Premiums, and Discounts

Bond premiums and discounts, as well as issuance costs, are deferred and amortized over the life of the bonds using the straight-line method.

Compensated Absences

Compensated absence costs are accrued when earned by employees. Accumulated unpaid employee vacation benefits are recognized at year-end as liabilities of the District.

Deferred Revenue

Deferred revenue arises when potential revenue does not meet both the “measurable” and “available” criteria for recognition in the current period or when resources are received by the District prior to the incurrence of qualifying expenditures. In subsequent periods, when both revenue recognition criteria are met, or when the District has a legal claim to the resources, the liability for deferred revenue is removed from the combined balance sheet and revenue is recognized. Deferred revenues include (1) amounts received for tuition and fees prior to the end of the fiscal year that are related to the subsequent fiscal year and (2) amounts received from federal and state grants received before the eligibility requirements are met.

NAPA VALLEY COMMUNITY COLLEGE DISTRICT
NOTES TO FINANCIAL STATEMENTS
JUNE 30, 2021

NOTE 2 – SUMMARY OF SIGNIFICANT ACCOUNTING POLICIES, continued

Net Position

GASB Statements No. 34 and No. 35 report equity as "Net Position." Net position is classified according to external donor restrictions or availability of assets for satisfaction of District obligations according to the following net position categories:

- **Net investment in Capital Assets** – Capital Assets, net of accumulated depreciation and outstanding principal balances of debt attributable to the acquisition, construction, or improvement of those assets.
- **Restricted – Expendable** – Net position whose use by the District is subject to externally imposed constraints that can be fulfilled by actions of the District pursuant to those constraints or by the passage of time.
- **Unrestricted** – Net position that is not subject to externally imposed constraints. Unrestricted net position may be designated for specific purposes by action of the Board of Trustees or may otherwise be limited by contractual agreements with outside parties.

When both restricted and unrestricted resources are available for use, it is the District's practice to use restricted resources first and the unrestricted resources when they are needed. The entity-wide financial statements reported \$10,476,604 of restricted net position.

Operating Revenues and Expenses

Classification of Revenues – The District has classified its revenues as either operating or nonoperating according to the following criteria:

- **Operating revenues** – Operating revenues include activities that have the characteristics of exchange transactions, such as, (1) student tuition and fees, net of scholarship discounts and allowances, (2) internal service – self-insurance charges, (3) most federal, state, and local grants and contracts, and (4) interest on institutional student loans.
- **Nonoperating revenues** – Nonoperating revenues include activities that have the characteristics of nonexchange transactions, such as state apportionments, property taxes, investment income, and other revenue sources described in GASB Statement No. 34.

**NAPA VALLEY COMMUNITY COLLEGE DISTRICT
NOTES TO FINANCIAL STATEMENTS
JUNE 30, 2021**

NOTE 2 – SUMMARY OF SIGNIFICANT ACCOUNTING POLICIES, continued

Operating Revenues and Expenses, continued

Classification of Expenses – Nearly all the District’s expenses are from exchange transactions and are classified as either operating or nonoperating according to the following criteria:

- **Operating expenses** – Operating expenses are necessary costs to provide the services of the District and include employee salaries and benefits, supplies, operating expenses, and student financial aid.
- **Nonoperating expenses** – Nonoperating expenses include interest expense and other expenses not directly related to the services of the District.

On-Behalf Payments

GASB Statement No. 24 requires direct on-behalf payments for fringe benefits and salaries made by one entity to a third-party recipient for the employees for another legally separate entity be recognized as revenues and expenditures by the employer entity. The State of California makes direct on-behalf payments to the State Teachers Retirement System (STRS) and Public Employees Retirement System (PERS) on behalf of all community colleges in California. The amounts of on-behalf payments were \$1,767,482 for 2020-21 .

Estimates

The preparation of the financial statements in conformity with accounting principles generally accepted in the United States of America requires management to make estimates and assumptions that affect the amount reported in the financial statements and accompanying notes. Actual results may differ from those estimates.

State Apportionment

The District does not receive state apportionment under the Student Centered Funding Formula because it receives more than sufficient revenues from enrollment fees and property taxes. The excess property taxes above the base revenue calculations is referred to as basic aid funding.

The district does receive state apportionments for categorical programs. These allocations are based on various financial and statistical information from the current and previous years. The District also receives funding from the state education protection account bases on Full-Time Equivalent Students (FTES) and apportionment funding for full-time faculty, part-time faculty office hours and health benefits, and mandated costs.

Property Taxes

Secured property taxes attach as an enforceable lien on property as of January 1. Taxes are payable in two installments on November 1 and February 1 and become delinquent on December 10 and April 10, respectively. Unsecured property taxes are payable in one installment on or before August 31 and become delinquent after August 31.

The district reports real and personal property tax on an accrual basis. A receivable has been accrued in these financial statements to reflect the amount of property taxes receivable as of June 30, 2021.

**NAPA VALLEY COMMUNITY COLLEGE DISTRICT
NOTES TO FINANCIAL STATEMENTS
JUNE 30, 2021**

NOTE 2 – SUMMARY OF SIGNIFICANT ACCOUNTING POLICIES, continued

Scholarship Discounts and Allowance

Student tuition and fee revenue is reported net of scholarship discounts and allowances in the Statements of Revenues, Expenditures, and Changes in Net Position. Scholarship discounts and allowances represent the difference between stated charges for enrollment fees and the amount that is paid by students or third parties making payment on the students' behalf. To the extent that fee waivers and discounts have been used to satisfy tuition and fee charges, the District has recorded a scholarship discount and allowance.

Interfund Activity

Exchange transactions between funds of the District are reported as revenues and expenses within the statement of Revenues, Expenses, and Changes in Net Position. Flows of cash or goods from one fund to another without a requirement for repayment are recognized as interfund transfers within the District's fund financial statements. Amounts owing between funds for both exchange and non-exchange transactions are recorded as interfund receivables and payables within the District's fund financial statements. Interfund transfers and interfund receivables and payables are eliminated during the consolidation process in the entity-wide financial statements.

New Accounting Pronouncements

The Governmental Accounting Standards Board (GASB) has issued several pronouncements that may impact future financial presentations. Management has not currently determined what, if any, impact implementation of the following statements may have on the financial statements of the District.

GASB Statement No. 84 – Fiduciary Activities. The objective of this Statement is to improve guidance regarding the identification of fiduciary activities for accounting and financial reporting purposes and how those activities should be reported. The Statement is effective for periods beginning after December 15, 2019. The District has implemented GASB Statement No. 84 for the year ending June 30, 2021.

GASB Statement No. 87 – Leases. The objective of this Statement is to better meet the information needs of financial statement users by improving accounting and financial reporting for leases by governments. The Statement is effective for periods beginning after June 15, 2021. The District has not determined the impact on the Financial statements.

**NAPA VALLEY COMMUNITY COLLEGE DISTRICT
NOTES TO FINANCIAL STATEMENTS
JUNE 30, 2021**

NOTE 3 – CASH AND INVESTMENTS

Policies and Practices

The District is authorized under California Government Code to make direct investments in local agency bonds, notes, or warrants within the State; U.S. Treasury instruments; registered state warrants or treasury notes; securities of the U.S. Government, or its agencies; bankers acceptances; commercial paper; certificates of deposit placed with commercial banks and/or savings and loan companies; repurchase or reverse repurchase agreements; medium term corporate notes; shares of beneficial interest issued by diversified management companies; medium term corporate notes; certificates of participation; obligations with first priority security; and collateralized mortgage obligations.

Investment in County Treasury – The District is considered to be an involuntary participant in an external investment pool as the District is required to deposit all receipts and collections of monies with their County Treasurer (Education Code Section 41001). The fair market value of the District’s investment in the pool is reported in the accompanying financial statements at amounts based upon the District’s pro-rata share of the fair market value provided by the County Treasurer for the entire portfolio (in relation to the amortized cost of that portfolio). The balance available for withdrawal is based on the accounting records maintained by the County Treasurer, which is recorded on the amortized cost basis.

General Authorizations

Primary Institution – Credit Risk

California Government Code, Section 53601, limits investments in commercial paper to “prime” quality of the highest ranking, or of the highest letter and numerical rating as provided by nationally recognized statistical rating organizations (NRSRO), and limits investments in medium-term notes to a rating of A or better. Individual securities must be backed by the federal government or rated AAA, AA, or A by Standard & Poor’s or Aaa, Aa, or A by Moody’s indices. The District’s investment policy established safety of principal as of primary investment objective. The District’s investment in the County investment pool is unrated.

NAPA VALLEY COMMUNITY COLLEGE DISTRICT
NOTES TO FINANCIAL STATEMENTS
JUNE 30, 2021

NOTE 3 – CASH AND INVESTMENTS, continued

Component Units – Credit Risk

The Component Units' investment policies allow for investment in equity securities and fixed income instruments. Any corporate obligations must be rated BBB or a better rating by Standard & Poor's or a similar rating agency. The Component Units' investments are rated at least BBB or better by Standard & Poor's as of June 30, 2021.

Limitations as they relate to interest rate risk, credit risk, and concentration of credit risk are indicated in the schedules below:

Authorized Investment Type	Maximum Remaining Maturity	Maximum Percentage of Portfolio	Maximum Investment in One Issuer
Local Agency bonds, Notes, Warrants	5 years	None	None
Registered State Bonds, Notes, Warrants	5 years	None	None
U.S. Treasury Obligations	5 years	None	None
U.S. Agency Securities	5 years	None	None
Banker's Acceptance	180 days	40%	30%
Commercial Paper	270 days	40%	10%
Negotiable Certificates of Deposit	5 years	40%	None
Repurchase Agreements	1 year	None	None
Reverse Repurchase Agreements	92 days	20% of base	None
Medium-Term Corporate Notes	5 years	30%	None
Mutual Funds	N/A	20%	10%
Money Market Mutual Funds	N/A	20%	10%
Mortgage Pass-Through Securities	5 years	20%	None
County Pooled Investment Funds	N/A	None	None
Local Agency Investment Fund (LAIF)	N/A	None	None
Joint Powers Authority Pools	N/A	None	None

Authorized Under Debt Agreements

Investments of debt proceeds held by bond trustees are governed by provisions of the debt agreements rather than the general provisions of the California Government Code. These provisions allow for the acquisition of investment agreements with maturities of up to 30 years.

Summary of Cash and Investments

Cash and investments as of June 30, 2021, consist of the following:

Governmental Funds:	
Cash on hand and in banks	\$ 345,992
Investment in Napa County Investment Pool	12,227,237
Total cash and investments	\$ 12,573,229

**NAPA VALLEY COMMUNITY COLLEGE DISTRICT
NOTES TO FINANCIAL STATEMENTS
JUNE 30, 2021**

NOTE 3 – CASH AND INVESTMENTS, continued

Interest Rate Risk

Interest rate risk is risk to the earnings or market value of a portfolio due to uncertain future interest rates. Generally, the longer the maturity of an investment, the greater the sensitivity of its fair market value to changes in market interest rates. The District manages its exposure to interest rate risk by primarily investing in the County Investment Pool and in other investment agreements.

Specific Identification

Information about the sensitivity of the fair market values of the District's investments to market interest rate fluctuations is indicated by the 527-day weighted average maturity for the District's deposits of \$12,209,752 held with the Napa County Treasurer.

Credit Risk

Credit risk is the risk that an issuer of an investment will not fulfill its obligation to the holder of the investment. This is measured by the assignment of a rating by a nationally recognized statistical rating organization. The District's investment in the County pool is not required to be rated, nor has it been rated as of June 30, 2021.

Custodial Credit Risk - Deposits

Custodial credit risk is the risk that in the event of a bank failure, the District's deposits may not be returned to it. The California Government Code requires that a financial institution secure deposits made by state or local governmental units by pledging securities in an undivided collateral pool held by a depository regulated under state law (unless so waived by the governmental unit). The market value of the pledged securities in the collateral pool must equal at least 110 percent of the total amount deposited by the public agencies. California law also allows financial institutions to secure public deposits by pledging first trust deed mortgage notes having a value of 150 percent of the secured public deposits and letters of credit issued by the Federal Home Loan Bank of San Francisco having a value of 105 percent of the secured deposits. As of June 30, 2021, the District's bank balances were not exposed to custodial credit risk because the individual balances were below \$250,000 and as such, were covered under the FDIC insurance limit.

NOTE 4 – ACCOUNTS RECEIVABLE

Receivables for the District consisted primarily of intergovernmental grants, entitlements, interest, and other local sources. At June 30, 2021 accounts receivable totaled \$9,715,560 All receivables are considered collectible in full.

NAPA VALLEY COMMUNITY COLLEGE DISTRICT
NOTES TO FINANCIAL STATEMENTS
JUNE 30, 2021

NOTE 5 – CAPITAL ASSETS

Capital asset activity for the District for the year ended June 30, 2021 was as follows:

	Balance July 1, 2020	Additions	Deductions	Balance June 30, 2021
Capital Assets not being Depreciated				
Land	\$ 400,003	\$ -	\$ -	\$ 400,003
Total Capital Assets not being Depreciated	400,003	-	-	400,003
Capital Assets being Depreciated				
Site improvements	43,566,308	-	-	43,566,308
Buildings & improvements	121,572,218	12,267	-	121,584,485
Furniture & equipment	19,706,020	756,238	-	20,462,258
Total Capital Assets being Depreciated	184,844,546	768,505	-	185,613,051
Total Capital Assets	185,244,549	768,505	-	186,013,054
Accumulated Depreciation	(60,418,930)	(3,556,088)	-	(63,975,018)
Net Capital Assets	\$ 124,825,619	\$ (2,787,583)	\$ -	\$ 122,038,036

NOTE 6 – LONG-TERM OBLIGATIONS

Summary

The changes in the District's long-term obligations for the 2021 fiscal year consisted of the following:

	Balance July 1, 2020	Additions	Deductions	Balance June 30, 2021	Due Within One Year
Long-Term Obligations					
General obligation bonds	\$ 114,489,581	\$ 3,838,445	\$ 8,685,000	\$ 109,643,026	\$ 7,360,000
Premium on bonds	4,968,377	-	636,761	4,331,616	-
Compensated absences	2,199,500	274,654	-	2,474,154	-
Other postemployment benefits	29,562,441	7,741,261	-	37,303,702	-
Total Long-Term Obligations	\$ 151,219,899	\$ 11,854,360	\$ 9,321,761	\$ 153,752,498	\$ 7,360,000

Description of Debt

Payments on the general obligation bonds are made by the bond interest and redemption fund with local property tax collections. The General Fund makes payments for the compensated absences, other postemployment benefits and the supplemental employee retirement plan. Accrued vacation will be paid by the fund for which the employee worked.

Original issuance premiums and issuance costs are amortized over the life of the bonds as a component of interest expense on the bonds.

**NAPA VALLEY COMMUNITY COLLEGE DISTRICT
NOTES TO FINANCIAL STATEMENTS
JUNE 30, 2021**

NOTE 6 – LONG-TERM OBLIGATIONS, continued

Bonded Debt

The outstanding general obligation bonded debt as of June 30, 2021 is as follows:

Series	Issue Date	Yield	Maturity Date	Bonds			Bonds	Due Within One Year
				Outstanding July 1, 2020	Additions	Redeemed	Outstanding June 30, 2021	
2002 Series B	3/17/2005	2.35-5.38%	8/1/2029	\$ 34,519,493	\$ 1,843,533	\$ -	\$ 36,363,026	\$ -
2002 Series C	7/18/2007	4.70-5.18%	8/1/2034	1,958,014	116,986	2,075,000	-	-
2014 Refunding	6/3/2014	0.32-2.71%	8/1/2021	13,510,000	-	6,610,000	6,900,000	6,900,000
2018 Refunding	6/13/2018	1.98-3.28%	8/1/2034	64,502,074	1,877,926	-	66,380,000	460,000
				<u>\$ 114,489,581</u>	<u>\$ 3,838,445</u>	<u>\$ 8,685,000</u>	<u>\$ 109,643,026</u>	<u>\$ 7,360,000</u>

2002 General Obligation Bonds, Election 2002, Series B

General obligation bonds were approved by a local election in November 2002. The total amount approved by the voters was \$133,800,000. During March 2005, the District issued, from the November 2002 election, the General Obligation Bonds, Series B in the amount of \$64,997,723. The bonds issued consisted of \$49,010,000 of Current Interest Serial bonds and \$15,987,723 in Capital Appreciation Serial bonds. The bonds mature beginning on August 1, 2006 through August 1, 2029, with interest yields ranging from 2.35 percent to 5.38 percent. At June 30, 2021, the principal balance outstanding (including accreted interest to date) was \$36,363,026.

Fiscal Year	Principal	Interest	Accreted Interest	Total
2022	\$ -	\$ -	\$ -	\$ -
2023	-	-	-	-
2024	-	-	-	-
2025	3,187,971	-	5,407,029	8,595,000
2026	3,118,987	-	5,821,016	8,940,003
2027-2030	9,680,765	-	21,439,235	31,120,000
Accretion	20,375,303	-	(20,375,303)	-
	<u>\$ 36,363,026</u>	<u>\$ -</u>	<u>\$ 12,291,977</u>	<u>\$ 48,655,003</u>

**NAPA VALLEY COMMUNITY COLLEGE DISTRICT
 NOTES TO FINANCIAL STATEMENTS
 JUNE 30, 2021**

NOTE 6 – LONG-TERM OBLIGATIONS, continued

Bonded Debt, continued

2002 General Obligation Bonds, Election 2002, Series C

The final payment principal payment of \$456,651 was made during the 2020-21 fiscal year, as part of the final maturity of \$2,075,000.

2014 General Obligation Bonds, Refunding Bonds

Proceeds from the 2014 General Obligation Refunding Bonds of \$44,755,000, issued in June 2014, were used to advance refund bonds from three issuances; Election 2002, Series C bonds, 2005 General Obligation Refunding bonds and 2006 General Obligation Refunding bonds. Investments backed by the U.S. government were purchased and placed in an irrevocable trust with an escrow agent. The investments and fixed earnings on the investments are sufficient to fully provide for all future debt service on the refunded bonds, and accordingly the refunding transaction met the criteria for an in-substance defeasance. The liabilities related to the refunded bonds were removed from the District’s financial statements during the year ended June 30, 2014.

The bonds issued consisted of \$44,755,000 of Current Interest serial bonds. The bonds mature beginning on August 1, 2014 through August 1, 2021, with interest yield rates ranging from 0.32 percent to 2.71 percent. At June 30, 2021, the principal balance outstanding (including accreted interest to date) was \$6,900,000.

Fiscal Year	Principal	Interest	Total
2022	\$ 6,900,000	\$ 172,500	\$ 7,072,500
	\$ 6,900,000	\$ 172,500	\$ 7,072,500

**NAPA VALLEY COMMUNITY COLLEGE DISTRICT
NOTES TO FINANCIAL STATEMENTS
JUNE 30, 2021**

NOTE 6 – LONG-TERM OBLIGATIONS, continued

2018 General Obligation Bonds, Refunding Bonds

Proceeds from the 2018 General Obligation Refunding Bonds of \$59,805,724, issued in June 2018, were used to advance refund a portion of the outstanding Election 2002, Series C bonds. Investments backed by the U.S. government were purchased and placed in an irrevocable trust with an escrow agent. The investments and fixed earnings on the investments are sufficient to fully provide for all future debt service on the refunded bonds, and accordingly the refunding transaction met the criteria for an in-substance defeasance. The liabilities related to the refunded bonds were removed from the District’s financial statements for the year ended June 30, 2018.

The bonds issued consisted of \$40,410,000 of Convertible Capital Appreciation bonds. The bonds mature beginning on August 1, 2021 through August 1, 2034, with interest yields ranging from 1.98 percent to 3.28 percent. At June 30, 2021, the principal balance outstanding (including accreted interest to date) was \$66,380,000.

Fiscal Year	Principal	Interest	Total
2022	\$ 460,000	\$ 1,327,600	\$ 1,787,600
2023	5,945,000	2,636,800	8,581,800
2024	6,345,000	2,399,000	8,744,000
2025	-	2,145,200	2,145,200
2026	-	2,145,200	-
2027-2031	15,695,000	10,423,400	26,118,400
2032-2035	37,935,000	3,906,400	41,841,400
	\$ 66,380,000	\$ 24,983,600	\$ 89,218,400

**NAPA VALLEY COMMUNITY COLLEGE DISTRICT
 NOTES TO FINANCIAL STATEMENTS
 JUNE 30, 2021**

NOTE 6 – LONG-TERM OBLIGATIONS, continued

Compensated Absences

Compensated absences refer to accumulated unpaid employee vacation benefits that are accrued as a liability as the benefits are earned. At June 30, 2021, the balance outstanding was \$2,474,154.

NOTE 7 – OTHER POSTEMPLOYMENT BENEFITS

Plan Description

The District provides postemployment health care benefits in accordance with District employment contracts to all employees and their eligible dependents who retire from the District until attaining age 65 with at least fifteen years in service. When the retiree attains age 65, the District’s plan will provide Medicare supplemental coverage for the employee. The District contributes 100 percent of the amount of the benefit premium costs incurred by retirees.

Employees Covered by Benefit Term

The following is a table of plan participants as of the June 30, 2019 valuation:

	<u>Number of Participants</u>
Inactive employees receiving benefits	226
Active employees	322
	<u>548</u>

OPEB Plan Investments

The plan discount rate of 3.10% was determined using the following asset allocation and assumed rate of return:

<u>Asset Class</u>	<u>Target Allocation</u>	<u>Long-Term Expected Real Rate of Return</u>
CERBT - Strategy 1		
All Equities	59%	7.80%
All Fixed Income	25%	4.50%
Real Estate Investment Trusts	8%	7.50%
All Commodities	3%	7.80%
Treasury Inflation Protected Securities	5%	3.25%
Total	<u>100%</u>	

**NAPA VALLEY COMMUNITY COLLEGE DISTRICT
NOTES TO FINANCIAL STATEMENTS
JUNE 30, 2021**

NOTE 7 – OTHER POSTEMPLOYMENT BENEFITS, continued

Actuarial Assumptions

The total OPEB liability in the June 30, 2019 actuarial valuation was determined using the following actuarial assumptions, applied to all periods included in the measurement, unless otherwise specified:

Valuation date	June 30, 2019
Measurement date	June 30, 2020
Fiscal year	July 1st to June 30th
Actuarial cost methods	Entry age normal cost method
Inflation rate	2.75%
Investment rate of return	3.10%
Health care cost trend rate	4.00%
Payroll increase	2.75%
Mortality	For certificated employees the 2020 CalSTRS mortality tables were used. For classified employees the 2014 CalPERS active mortality for miscellaneous and school employees were used

Changes in the Net OPEB Liability

	Increase/(Decrease)		
	Total OPEB Liability (a)	Total Fiduciary Net Position (b)	Net OPEB Liability (Asset) (a) - (b)
Balance July 1, 2020	\$ 32,554,804	\$ 2,992,363	\$ 29,562,441
Changes for the year:			
Service cost	1,482,354	-	1,482,354
Interest	1,410,008	-	1,410,008
Employer contributions	-	1,729,693	(1,729,693)
Changes of assumptions	6,267,017	-	6,267,017
Experience gains/losses	415,859	-	415,859
Investment income	-	105,746	(105,746)
Administrative expense	-	(1,462)	1,462
Benefit payments	(1,729,693)	(1,729,693)	-
Net change	7,845,545	104,284	7,741,261
Balance June 30, 2021	\$ 40,400,349	\$ 3,096,647	\$ 37,303,702

Plan Fiduciary Net Position as a percentage of the Total OPEB Liability at June 30, 2021 was 7.66%.

**NAPA VALLEY COMMUNITY COLLEGE DISTRICT
 NOTES TO FINANCIAL STATEMENTS
 JUNE 30, 2021**

NOTE 7 – OTHER POSTEMPLOYMENT BENEFITS, continued

OPEB Expense and Deferred Outflows/Inflows of Resources Related to OPEB

For the year ended June 30, 2021, the District recognized OPEB expense of \$346,980. At June 30, 2021, the District reported deferred outflows of resources and deferred inflows of resources related to OPEB as follows:

	Deferred Outflows of Resources	Deferred Inflows of Resources
Differences between expected and actual experience	\$ -	\$ 293,449
Change in assumptions	-	3,142,622
Investment gains and losses	70,311	-
	<u>\$ 70,311</u>	<u>\$ 3,436,071</u>

The deferred outflow of resources resulting from District contributions subsequent to the measurement date will be recognized as a reduction of the net pension liability in the subsequent fiscal year. The deferred inflows of resources resulting from a change in assumption will be amortized to OPEB expense as follows:

Year Ended June 30,	Deferred Outflows (Inflows) of Resources
2022	\$ (2,114,121)
2023	(2,097,633)
2024	(2,092,580)
2025	233,608
2026	795,582
Thereafter	1,909,384
	<u>\$ (3,365,760)</u>

Sensitivity of the net pension liability to assumptions

The following presents the net OPEB liability calculated using the discount rate of 3.10 percent. The schedule also shows what the net OPEB liability would be if it were calculated using a discount rate that is 1 percent lower and 1 percent higher:

	Discount Rate 1% Lower (2.10%)	Current Discount Rate (3.10%)	Discount Rate 1% Higher (4.10%)
Net OPEB liability	\$ 43,362,673	\$ 37,303,702	\$ 32,019,696

**NAPA VALLEY COMMUNITY COLLEGE DISTRICT
 NOTES TO FINANCIAL STATEMENTS
 JUNE 30, 2021**

NOTE 7 – OTHER POSTEMPLOYMENT BENEFITS, continued

Sensitivity of the net pension liability to assumptions, continued

The following table presents the net OPEB liability calculated using the health care cost trend rate of 4.0 percent. The schedule also shows what the net OPEB liability would be if it were calculated using a health care cost trend rate that is 1 percent lower and 1 percent higher:

	Trend Rate 1% Lower (3.00%)	Current Trend Rate (4.00%)	Trend Rate 1% Higher (5.00%)
Net OPEB liability	\$ 31,239,021	\$ 37,303,702	\$ 45,695,973

NOTE 8 – RISK MANAGEMENT

Property and Liability

The District is exposed to various risk of loss related to torts; theft of, damage to, and destruction of assets; errors and omissions; injuries to employees; and natural disasters. The District’s property and liability coverage is self-insured through the Northern California Community Colleges Self Insurance Authority (NCCCSIA). The District retains the risk up to \$1,000 per occurrence. The NCCCSIA retains the risk up to \$25,000 on property and \$25,000 on liability. Insurance above these levels is ceded to another joint powers authority, Statewide Association of Community Colleges (SWACC) to a level of \$25 million on liability and \$250 million on property. Settled claims have not exceeded this commercial coverage in any of the past three years. There has not been significant reduction in coverage from the prior year.

Workers’ Compensation

The District is also a member of the NCCCSIA for its workers’ compensation coverage. Workers’ compensation coverage is funded to 99% confidence levels with aggregate losses capped at \$150,000,000 through the Protected Insurance Program for Schools (PIPS) JPA.

Dental Insurance Program

The District participates in the dental insurance program, organized by the Schools Self-Insurance of Contra Costa County (SSICCC), which is a joint powers authority created to provide dental self-insurance for school districts.

Participation in Public Entity Risk Pools and JPAs

The District pays annual premiums for its property liability and workers’ compensation coverage. The relationship between the District and the JPA is such that it is not a component unit of the District for financial reporting purposes. The JPAs have budgeting and financial reporting requirements independent of member units and their financial statements are not presented in these financial statements; however, transactions between the JPAs and the District are included in these statements. Audited financial statements are available from the respective entities.

**NAPA VALLEY COMMUNITY COLLEGE DISTRICT
NOTES TO FINANCIAL STATEMENTS
JUNE 30, 2021**

NOTE 9 – NET PENSION LIABILITY

Qualified employees are covered under multiple-employer contributory retirement plans maintained by agencies of the State of California. Certificated employees are member of the California State Teachers' Retirement System (CalSTRS), and Classified employees are members of the California Public Employees' Retirement System (CalPERS). The District reported its proportionate share of the net pension liabilities, pension expense, deferred outflow of resources, and deferred inflow of resources for each of the above plans as follows:

Pension Plan	Collective Net Pension Liability	Collective Deferred Outflows of Resources	Collective Deferred Inflows of Resources	Collective Pension Expense
CalSTRS	\$ 24,221,926	\$ 7,481,695	\$ 1,227,930	\$ 3,071,091
CalPERS	30,017,391	6,418,092	2,021	5,586,722
Total	\$ 54,239,317	\$ 13,899,787	\$ 1,229,951	\$ 8,657,813

Pension Plans – California Public Employees' Retirement System (CalPERS)

General Information about the Pension Plan

Plan Description – Qualified employees are eligible to participate in the School Employer Pool (SEP) under the California Public Employees' Retirement System (CalPERS), a cost-sharing multiple-employer public employee retirement system defined benefit pension plan administered by CalPERS. Benefit provisions are established by State statutes, as legislatively amended, within the Public Employees' Retirement Law.

A full description of the pension plan regarding benefit provisions, assumptions (for funding, but not accounting purposes), and membership information is listed in the June 30, 2013 annual actuarial valuation report, Schools Pool Actuarial Valuation, 2013. This report and CalPERS audited financial information are publicly available reports that can be found on the CalPERS website under Forms and Publications at: <https://www.calpers.ca.gov/page/forms-publications>.

Benefits Provided – CalPERS provides service retirement and disability benefits, annual cost of living adjustments and death benefits to plan members, who must be public employees and beneficiaries. Benefits are based on years of service credit, a benefit factor and the member's final compensation. Members hired on or before December 31, 2012, with five years of total service are eligible to retire at age 50 with statutorily reduced benefits. Members hired on or after January 1, 2013, with five years of total service are eligible to retire at age 52 with statutorily reduced benefits. All members are eligible for non-duty disability benefits after five years of service. The Basic Death Benefit is paid to any member's beneficiary if the member dies while actively employed. An employee's eligible survivor may receive the 1957 Survivor Benefit if the member dies while actively employed, is at least age 50 (or 52 for members hired on or after January 1, 2013), and has at least five years of credited service. The cost of living adjustments for each plan are applied as specified by the Public Employees' Retirement Law.

**NAPA VALLEY COMMUNITY COLLEGE DISTRICT
NOTES TO FINANCIAL STATEMENTS
JUNE 30, 2021**

NOTE 9 – NET PENSION LIABILITY, continued

Pension Plans – California Public Employees’ Retirement System (CalPERS), continued

General Information about the Pension Plan, continued

The CalPERS provisions and benefits in effect at June 30, 2021, are summarized as follows:

	School Employer Pool (CalPERS)	
	On or before	On or after
Hire date	December 31, 2012	January 1, 2013
Benefit formula	2% at 55	2% at 62
Benefit vesting schedule	5 years of service	5 years of service
Benefit payments	Monthly for life	Monthly for life
Retirement age	55	62
Monthly benefits as a percentage of eligible compensation	1.1% - 2.5%	1.0% - 2.5%
Required employee contribution rate	7.000%	6.500%
Required employer contribution rate	20.700%	20.700%

Contributions – Section 20814(c) of the California Public Employees' Retirement Law requires that the employer contribution rates for all public employers be determined on an annual basis by the actuary and shall be effective on the July 1 following notice of a change in the rate. Total plan contributions are calculated through the CalPERS annual actuarial valuation process. The actuarially determined rate is the estimated amount necessary to finance the costs of benefits earned by employees during the year, with an additional amount to finance any unfunded accrued liability. The District is required to contribute the difference between the actuarially determined rate and the contribution rate of employees. The contributions rates are expressed as percentage of annual payroll. The contribution rates for each plan for the year ended June 30, 2021, are presented above and the total District contributions were \$3,232,912.

Pension Liabilities, Pension Expense, and Deferred Outflows of Resources and Deferred Inflows of Resources Related to CalPERS

As of June 30, 2021, the District reported net pension liabilities for its proportionate share of the CalPERS net pension liability totaling \$30,017,391. The net pension liability was measured as of June 30, 2020. The District's proportion of the net pension liability was based on a projection of the District's long-term share of contributions to the pension plan relative to the projected contributions of all participating school districts, actuarially determined. The District's proportionate share for the measurement period June 30, 2020 and June 30, 2019, respectively was 0.0978 percent and 0.0966 percent, resulting in a net increase in the proportionate share of 0.00121 percent.

**NAPA VALLEY COMMUNITY COLLEGE DISTRICT
NOTES TO FINANCIAL STATEMENTS
JUNE 30, 2021**

NOTE 9 – NET PENSION LIABILITY, continued

Pension Plans – California Public Employees’ Retirement System (CalPERS), continued

Pension Liabilities, Pension Expense, and Deferred Outflows of Resources and Deferred Inflows of Resources Related to CalPERS, continued

For the year ended June 30, 2021, the District recognized pension expense of \$5,586,722. At June 30, 2021, the District reported deferred outflows of resources and deferred inflows of resources related to pensions from the following sources:

	Deferred Outflows of Resources	Deferred Inflows of Resources
Difference between projected and actual earnings on plan investments	\$ 624,866	\$ -
Differences between expected and actual experience	1,488,770	-
Changes in assumptions	110,075	-
Net changes in proportionate share of net pension liability	961,469	2,021
District contributions subsequent to the measurement date	3,232,912	-
Total	\$ 6,418,092	\$ 2,021

The deferred outflows of resources related to pensions resulting from District contributions subsequent to the measurement date will be recognized as a reduction of the net pension liability in the subsequent fiscal year. The deferred outflows/(inflows) of resources related to pensions will be recognized as follows:

Year Ended June 30,	Deferred Outflows/(Inflows) of Resources
2022	\$ 1,073,767
2023	954,950
2024	752,035
2025	402,408
	\$ 3,183,160

Actuarial assumptions. For the measurement period ended June 30, 2020 (the measurement date), the total pension liability was determined by rolling forward the June 30, 2019 total pension liability. The June 30, 2019 and the June 30, 2020 total pension liabilities were based on the following actuarial methods and assumptions:

Valuation date	June 30, 2019
Measurement date	June 30, 2020
Experience study	July 1, 1997, through June 30, 2015
Actuarial cost method	Entry Age Normal
Discount rate	7.15%
Investment rate of return	7.15%
Consumer price inflation	2.50%
Wage growth	Varies by entry age and service

**NAPA VALLEY COMMUNITY COLLEGE DISTRICT
NOTES TO FINANCIAL STATEMENTS
JUNE 30, 2021**

NOTE 9 – NET PENSION LIABILITY, continued

Pension Plans – California Public Employees’ Retirement System (CalPERS), continued

Mortality assumptions are based on mortality rates resulting from the most recent CalPERS experience study adopted by the CalPERS Board. For purposes of the post-retirement mortality rates, those revised rates include five years of projected ongoing mortality improvement using Scale AA published by the Society of Actuaries. In determining the long-term expected rate of return, CalPERS took into account both short-term and long-term market return expectations as well as the expected pension fund cash flows. Using historical returns of all the funds' asset classes, expected compound returns were calculated over the short-term (first ten years) and the long-term (11-60 years) using a building-block approach. Using the expected nominal returns for both short-term and long-term, the present value of benefits was calculated for each fund. The expected rate of return was set by calculating the single equivalent expected return that arrived at the same present value of benefits for cash flows as the one calculated using both short-term and long-term returns. The expected rate of return was then set equivalent to the single equivalent rate calculated above and rounded down to the nearest one quarter of one percent.

The table below reflects long-term expected real rate of return by asset class. The rate of return was calculated using the capital market assumptions applied to determine the discount rate and asset allocation. These geometric rates of return are net of administrative expenses:

PERS

Asset Class*	Assumed Asset Allocation	Real Return Years 1 - 10**	Real Return Years 11+***
Global Equity	50%	4.80%	5.98%
Fixed Income	28%	1.00%	2.62%
Inflation Assets	0%	0.77%	1.81%
Private Equity	8%	6.30%	7.23%
Real Assets	13%	3.75%	4.93%
Liquidity	1%	0.00%	-0.92%
	100%		

*In the System's CAFR, Fixed Income is included in Global Debt Securities; Liquidity is included in Short-term

**An expected inflation of 2.0% used for this period

***An expected inflation of 2.92% used for this period

Discount Rate - The discount rate used to measure the total pension liability was 7.15 percent. A projection of the expected benefit payments and contributions was performed to determine if assets would run out. The test revealed the assets would not run out. Therefore, the long-term expected rate of return on pension plan investments was applied to all periods of projected benefit payments to determine the total pension liability for the Schools Pool. The results of the crossover testing for the Schools Pool are presented in a detailed report that can be obtained at CalPERS' website.

**NAPA VALLEY COMMUNITY COLLEGE DISTRICT
 NOTES TO FINANCIAL STATEMENTS
 JUNE 30, 2021**

NOTE 9 – NET PENSION LIABILITY, continued

Pension Plans – California Public Employees’ Retirement System (CalPERS), continued

Sensitivity of the District’s proportionate share of the net pension liability to changes in the discount rate -

The following presents the District’s proportionate share of the net pension liability calculated using the discount rate of 7.15 percent, as well as what the District’s proportionate share of the net pension liability would be if it were calculated using a discount rate that is in the following table:

	1% Decrease (6.15%)	Current Discount Rate (7.15%)	1% Increase (8.15%)
Plan's net pension liability	\$ 43,155,474	\$ 30,017,391	\$ 19,113,442

Pension plan fiduciary net position. Detailed information about the pension plan’s fiduciary net position is available in the separately issued CalPERS CAFR at <https://www.calpers.ca.gov>.

Pension Plans – California State Teachers’ Retirement System (CalSTRS)

General Information about the Pension Plan

Plan Description – The District contributes to the State Teachers Retirement Plan (STRP) administered by the California State Teachers' Retirement System (CalSTRS). STRP is a cost-sharing multiple-employer public employee retirement system defined benefit pension plan. Benefit provisions are established by State statutes, as legislatively amended, within the State Teachers' Retirement Law.

A full description of the pension plan regarding benefit provisions, assumptions (for funding, but not accounting purposes), and membership information is listed in the June 30, 2015, annual actuarial valuation report, Defined Benefit Program Actuarial Valuation. This report and CalSTRS audited financial information are publicly available reports that can be found on the CalSTRS website under Publications at: <http://www.calstrs.com/member-publications>.

Benefits Provided - The STRP provides retirement, disability and survivor benefits to beneficiaries. Benefits are based on members' final compensation, age and years of service credit. Members hired on or before December 31, 2012, with five years of credited service are eligible for the normal retirement benefit at age 60. Members hired on or after January 1, 2013, with five years of credited service are eligible for the normal retirement benefit at age 62. The normal retirement benefit is equal to 2.0 percent of final compensation for each year of credited service.

**NAPA VALLEY COMMUNITY COLLEGE DISTRICT
 NOTES TO FINANCIAL STATEMENTS
 JUNE 30, 2021**

NOTE 9 – NET PENSION LIABILITY, continued

Pension Plans – California State Teachers’ Retirement System (CalSTRS), continued

General Information about the Pension Plan, continued

The STRP is comprised of four programs: Defined Benefit Program, Defined Benefit Supplement Program, Cash Balance Benefit Program and Replacement Benefits Program. The STRP holds assets for the exclusive purpose of providing benefits to members and beneficiaries of these programs. CalSTRS also uses plan assets to defray reasonable expenses of administering the STRP. Although CalSTRS is the administrator of the STRP, the state is the sponsor of the STRP and obligor of the trust. In addition, the state is both an employer and nonemployer contributing entity to the STRP. The District contributes exclusively to the STRP Defined Benefit Program; thus, disclosures are not included for the other plans. The STRP provision and benefits in effect as June 30, 2021 are summarized as follows:

	STRP Defined Benefit Plan	
	On or before	On or after
Hire date	December 31, 2012	January 1, 2013
Benefit formula	2% at 60	2% at 62
Benefit vesting schedule	5 years of service	5 years of service
Benefit payments	Monthly for life	Monthly for life
Retirement age	60	62
Monthly benefits as a percentage of eligible compensation	2.0% - 2.4%	2.0% - 2.4%
Required employee contribution rate	10.25%	10.205%*
Required employer contribution rate	16.15%	16.15%
Required state contribution rate	10.328%	10.328%

*The rate imposed on CalSTRS 2% at 62 members assuming no change in the normal cost of benefits.

Contributions - Required member, District and State of California contributions rates are set by the California Legislature and Governor and detailed in Teachers' Retirement Law. The contributions rates are expressed as a level percentage of payroll using the entry age normal actuarial method. In accordance with AB 1469, employer contributions into the CalSTRS will be increasing to a total of 19.1 percent of applicable member earnings phased over a seven-year period. The contribution rates for each plan for the year ended June 30, 2021, are presented above and the District's total contributions were \$2,374,470.

On-Behalf Payments - The District was the recipient of on-behalf payments made by the State of California to CalSTRS for community college education. These payments consist of state general fund contributions of approximately \$1,767,482 to CalSTRS.

**NAPA VALLEY COMMUNITY COLLEGE DISTRICT
NOTES TO FINANCIAL STATEMENTS
JUNE 30, 2021**

NOTE 9 – NET PENSION LIABILITY, continued

Pension Plans – California State Teachers’ Retirement System (CalSTRS), continued

Pension Liabilities, Pension Expense, and Deferred Outflows of Resources and Deferred Inflows of Resources Related to CalSTRS

At June 30, 2020, the District reported a liability for its proportionate share of the net pension liability that reflected a reduction for State pension support provided to the District. The amount recognized by the District as its proportionate share of the net pension liability, the related state support and the total portion of the net pension liability that was associated with the District were as follows:

Total net pension liability, including state share:

District's proportionate share of the net pension liability	\$ 24,221,926
State's proportionate share of the net pension liability associated with the District	12,486,305
Total	<u>\$ 36,708,231</u>

The net pension liability was measured as of June 30, 2019. The District's proportion of the net pension liability was based on a projection of the District's long-term share of contributions to the pension plan relative to the projected contributions of all participating school districts and the State, actuarially determined. The District's proportionate share for the measurement period June 30, 2020 and June 30, 2019, respectively, was 0.02499 percent and 0.0231 percent, resulting in a net increase in the proportionate share of 0.00189 percent.

For the year ended June 30, 2020, the District recognized pension expense of \$3,071,091. At June 30, 2020, the District reported deferred outflows of resources and deferred inflows of resources related to pensions from the following sources:

	Deferred Outflows of Resources	Deferred Inflows of Resources
Difference between projected and actual earnings on plan investments	\$ 575,223	\$ -
Differences between expected and actual experience	42,741	682,670
Changes in assumptions	2,361,552	-
Net changes in proportionate share of net pension liability	2,127,709	545,260
District contributions subsequent to the measurement date	2,374,470	-
Total	<u>\$ 7,481,695</u>	<u>\$ 1,227,930</u>

**NAPA VALLEY COMMUNITY COLLEGE DISTRICT
NOTES TO FINANCIAL STATEMENTS
JUNE 30, 2021**

NOTE 9 – NET PENSION LIABILITY, continued

Pension Plans – California State Teachers’ Retirement System (CalSTRS), continued

Pension Liabilities, Pension Expense, and Deferred Outflows of Resources and Deferred Inflows of Resources Related to CalSTRS, continued

The deferred outflows of resources related to pensions resulting from District contributions subsequent to the measurement date will be recognized as a reduction of the net pension liability in the subsequent fiscal year. The deferred outflows/(inflows) of resources related to pensions will be recognized as follows:

Year Ended June 30,	Deferred Outflows/(Inflows) of Resources
2022	\$ 365,204
2023	1,504,240
2024	1,447,225
2025	623,862
2026	(63,593)
Thereafter	2,357
	\$ 3,879,295

Actuarial Assumptions

The total pension liability for the STRP was determined by applying update procedures to a financial reporting actuarial valuation as of June 30, 2019, and rolling forward the total pension liability to June 30, 2020. The financial reporting actuarial valuation as of June 30, 2019, used the following actuarial methods and assumptions, applied to all prior periods included in the measurement:

Valuation date	June 30, 2019
Measurement date	June 30, 2020
Experience study	July 1, 2015, through June 30, 2018
Actuarial cost method	Entry Age Normal
Discount rate	7.10%
Investment rate of return	7.10%
Consumer price inflation	2.75%
Wage growth	3.50%

The long-term expected rate of return on pension plan investments was determined using a building-block method in which best estimate ranges of expected future real rates of return (expected returns, net of pension plan investment expense and inflation) are developed for each major asset class. The best estimate ranges were developed using capital market assumptions from CalSTRS general investment consultant. Based on the model for CalSTRS consulting actuary’s investment practice, a best estimate range was determined by assuming the portfolio is re-balanced annually and that the annual returns are lognormally distributed and independent from year to year to develop expected percentiles for the long-term distribution of annualized returns.

**NAPA VALLEY COMMUNITY COLLEGE DISTRICT
NOTES TO FINANCIAL STATEMENTS
JUNE 30, 2021**

NOTE 9 – NET PENSION LIABILITY, continued

Pension Plans – California State Teachers’ Retirement System (CalSTRS), continued

The assumed asset allocation is based on Teachers' Retirement Board of the California State Teachers Retirement System (board) policy for target asset allocation in effect on February 2, 2012, the date the current experience study was approved by the board. Best estimates of 20-year geometric real rates of return and the assumed asset allocation for each major asset class used as input to develop the actuarial investment rate of return are summarized in the following table:

Asset Class	Assumed Asset Allocation	Long-term Expected Real Rate of Return*
Public Equity	42%	4.8%
Real Estate	15%	3.6%
Private Equity	13%	6.3%
Fixed Income	12%	1.3%
Risk Mitigating Strategies	10%	1.8%
Inflation Sensitive	6%	3.3%
Cash/Liquidity	2%	-0.4%
	100%	

*20-year average

Discount rate - The discount rate used to measure the total pension liability was 7.10 percent. The projection of cash flows used to determine the discount rate assumed that contributions from plan members and employers will be made at statutory contribution rates in accordance with the rate increase per Assembly Bill 1469. Projected inflows from investment earnings were calculated using the long-term assumed investment rate of return (7.10 percent) and assuming that contributions, benefit payments, and administrative expense occur midyear. Based on those assumptions, the STRP's fiduciary net position was projected to be available to make all projected future benefit payments to current plan members. Therefore, the long-term assumed investment rate of return was applied to all periods of projected benefit payments to determine the total pension liability.

Sensitivity of the District’s proportionate share of the net pension liability to changes in the discount rate -

The following presents the District’s proportionate share of the net pension liability calculated using the discount rate of 7.10% percent, as well as what the District’s proportionate share of the net pension liability would be if it were calculated using a discount rate that is 1-percentage-point lower (6.10%) or 1-percentage-point higher (8.10%) than the current rate:

	1% Decrease (6.10%)	Current Discount Rate (7.10%)	1% Increase (8.10%)
Plan's net pension liability	\$ 36,595,956	\$ 24,221,926	\$ 14,005,422

Pension plan fiduciary net position - Detailed information about the pension plan’s fiduciary net position is available in the separately issued CalSTRS CAFR at <http://www.calstrs.com/comprehensive-annual-financial-report>.

**NAPA VALLEY COMMUNITY COLLEGE DISTRICT
NOTES TO FINANCIAL STATEMENTS
JUNE 30, 2021**

NOTE 10 – COMMITMENTS AND CONTINGENCIES

Operating Leases

The District entered into various operating leases for land, buildings, and equipment. All leases contain termination clauses providing for cancellation upon written notice to lessors. It is expected that in the normal course of business most of these leases will be replaced by similar leases.

Construction Commitments

The District had no significant construction commitments at June 30, 2021.

NOTE 11 – RELATED PARTY TRANSACTIONS

As described in Note 1, the Foundation is a supporting organization of the District and the College; therefore, transactions between the Foundation and the District, District personnel, students at the College, and programs of the College, are expected. Per the Foundation's Bylaws, the College President is responsible for Foundation operations and serves in an ex-officio capacity on the Foundation's Board.

During the year ended June 30, 2021, the Foundation indirectly supported the District by providing grants to students of the College, paying programmatic expenditures, and/or reimbursing District personnel and departments for programmatic costs.

The Foundation was further supported by the involvement of College and District personnel in the Foundation's events and programs. The total amount of these contributions has not been segregated from the non-District affiliated contributions.

NOTE 12 – PRIOR PERIOD ADJUSTMENT

The beginning net position increased by \$92,642. This was due to the implementation of GASB Statement No. 84, Fiduciary Activities, during 2020-21 for \$92,642.

NOTE 13 – SUBSEQUENT EVENTS

The District evaluated subsequent events from June 30, 2021 through December 20, 2021, the date the financial statements were issued. Management did notify the external auditors that the Accrediting Commission for Community and Junior Colleges (ACCJC) had placed the District on their enhanced monitoring process on October 5, 2021, as a result of their review of the District-report submitted to them for 2019-20, analysis of three-year trends, and the material weakness finding for 2019-20, the latter of which had been corrected for 2020-21.

**REQUIRED SUPPLEMENTARY
INFORMATION**

**NAPA VALLEY COMMUNITY COLLEGE DISTRICT
SCHEDULE OF CHANGES IN THE NET OPEB LIABILITY AND RELATED RATIOS
FOR THE YEAR ENDED JUNE 30, 2021**

	2021	2020	2019	2018
Total OPEB liability				
Service cost	\$ 1,482,354	\$ 1,845,909	\$ 1,792,145	\$ 2,015,712
Interest	1,410,008	1,634,206	1,579,126	1,403,950
Changes of assumptions	6,267,017	(14,078,295)	(669,922)	(4,095,479)
Experience gains/losses	415,859	(1,072,176)	-	-
Benefit payments	(1,729,693)	(1,654,680)	(1,337,667)	(1,417,367)
Net change in total OPEB liability	7,845,545	(13,325,036)	1,363,682	(2,093,184)
Total OPEB liability, beginning of year	32,554,804	45,879,840	44,516,158	46,609,342
Total OPEB liability, end of year (a)	\$ 40,400,349	\$ 32,554,804	\$ 45,879,840	\$ 44,516,158
Plan fiduciary net position				
Employer contributions	\$ 1,729,693	\$ 1,654,680	\$ 1,337,667	\$ 1,671,975
Investment income	105,746	174,009	208,210	239,866
Administrative expense	(1,462)	(604)	(1,394)	(1,196)
Expected benefit payments	(1,729,693)	(1,654,680)	(1,337,667)	(1,417,367)
Other	-	-	(3,461)	-
Change in plan fiduciary net position	104,284	173,405	203,355	493,278
Fiduciary trust net position, beginning of year	2,992,363	2,818,958	2,615,603	2,122,325
Fiduciary trust net position, end of year (b)	\$ 3,096,647	\$ 2,992,363	\$ 2,818,958	\$ 2,615,603
Net OPEB liability (asset), ending (a) - (b)	\$ 37,303,702	\$ 29,562,441	\$ 43,060,882	\$ 41,900,555
Covered payroll	\$34,596,629	\$30,031,249	\$29,500,000	\$29,500,000
Plan fiduciary net position as a percentage of the total OPEB liability (asset)	8%	9%	6%	6%
Net OPEB liability (asset) as a percentage of covered payroll	126.45%	98.44%	145.97%	142.04%

Note: In the future, as data becomes available, ten years of information will be presented.

**NAPA VALLEY COMMUNITY COLLEGE DISTRICT
SCHEDULE OF CONTRIBUTIONS – OPEB
FOR THE YEAR ENDED JUNE 30, 2021**

	2021	2020	2019	2018
Actuarially determined contribution	\$ 1,369,661	\$ 1,313,834	\$ 1,537,627	\$ 1,444,946
Contributions in relation to the actuarially determined contribution	1,729,693	1,654,680	1,337,667	1,671,975
Contribution deficiency (excess)	<u>\$ (360,032)</u>	<u>\$ (340,846)</u>	<u>\$ 199,960</u>	<u>\$ (227,029)</u>
 Covered-employee payroll	 \$ 34,596,629	 \$ 31,031,249	 \$ 29,500,000	 \$ 29,500,000
 Contribution as a percentage of covered-employee payroll	 4%	 5%	 5%	 6%

Note: In the future, as data becomes available, ten years of information will be presented.

**NAPA VALLEY COMMUNITY COLLEGE DISTRICT
SCHEDULE OF PROPORTIONATE SHARE OF THE NET PENSION LIABILITY
FOR THE YEAR ENDED JUNE 30, 2021**

	Reporting Fiscal Year (Measurement Date)						
	2021 (2020)	2020 (2019)	2019 (2018)	2018 (2017)	2017 (2016)	2016 (2015)	2015 (2014)
CalSTRS							
District's proportion of the net pension liability	0.025%	0.023%	0.023%	0.021%	0.023%	0.023%	0.022%
District's proportionate share of the net pension liability	\$ 24,221,926	\$ 20,863,987	\$ 21,158,660	\$ 19,122,333	\$ 18,447,800	\$ 15,380,569	\$ 12,049,454
State's proportionate share of the net pension liability associated with the District	12,486,305	11,382,789	12,114,904	11,312,703	10,503,549	8,134,652	8,799,612
Total	\$ 36,708,231	\$ 32,246,776	\$ 33,273,564	\$ 30,435,036	\$ 28,951,349	\$ 23,515,221	\$ 20,849,066
District's covered - employee payroll	\$ 14,702,601	\$ 13,839,470	\$ 13,354,791	\$ 11,801,927	\$ 11,644,006	\$ 8,775,536	\$ 6,114,322
District's proportionate Share of the net pension liability as percentage of covered-employee payroll	165%	166%	114%	230%	231%	193%	175%
Plan fiduciary net position as a percentage of the total pension liability	72%	73%	71%	69%	70%	77%	77%

	Reporting Fiscal Year (Measurement Date)						
	2021 (2020)	2020 (2019)	2019 (2018)	2018 (2017)	2017 (2016)	2016 (2015)	2015 (2014)
CalPERS							
District's proportion of the net pension liability	0.098%	0.097%	0.094%	0.092%	0.092%	0.096%	0.097%
District's proportionate share of the net pension liability	\$ 30,017,391	\$ 28,160,372	\$ 25,167,480	\$ 21,942,967	\$ 18,212,766	\$ 14,076,924	\$ 11,978,041
District's covered - employee payroll	\$ 15,617,932	\$ 15,144,425	\$ 14,648,649	\$ 15,814,068	\$ 13,718,877	\$ 10,502,371	\$ 9,807,676
District's proportionate Share of the net pension liability as percentage of covered-employee payroll	192%	186%	172%	139%	133%	134%	122%
Plan fiduciary net position as a percentage of the total pension liability	70%	70%	71%	72%	74%	83%	83%

Note: In the future, as data becomes available, ten years of information will be presented.

**NAPA VALLEY COMMUNITY COLLEGE DISTRICT
SCHEDULE OF CONTRIBUTIONS – PENSIONS
FOR THE YEAR ENDED JUNE 30, 2021**

CaISTRS	Reporting Fiscal Year						
	2021	2020	2019	2018	2017	2016	2015
Statutorily required contribution	\$ 2,374,470	\$ 2,509,096	\$ 2,174,160	\$ 1,703,018	\$ 1,464,816	\$ 2,031,915	\$ 917,434
District's contributions in relation to the statutorily required contribution	2,374,470	2,509,096	2,174,160	1,703,018	1,464,816	2,031,915	917,434
District's contribution deficiency (excess)	\$ -	\$ -	\$ -	\$ -	\$ -	\$ -	\$ -
District's covered-employee payroll	\$ 14,702,601	\$ 13,839,470	\$ 13,354,791	\$ 11,801,927	\$ 11,644,006	\$ 8,775,536	\$ 6,114,322
District's contributions as a percentage of covered-employee payroll	16.15%	18.13%	16.28%	14.43%	12.58%	23.15%	15.00%
CalPERS	Reporting Fiscal Year						
	2021	2020	2019	2018	2017	2016	2015
Statutorily required contribution	\$ 3,232,912	\$ 2,986,632	\$ 2,645,839	\$ 2,196,574	\$ 1,905,552	\$ 1,447,948	\$ 1,223,103
District's contributions in relation to the statutorily required contribution	3,232,912	2,986,632	2,645,839	2,196,574	1,905,552	1,447,948	1,223,103
District's contribution deficiency (excess)	\$ -	\$ -	\$ -	\$ -	\$ -	\$ -	\$ -
District's covered-employee payroll	\$ 15,617,932	\$ 15,144,425	\$ 14,648,649	\$ 15,814,068	\$ 13,718,877	\$ 10,502,371	\$ 9,807,676
District's contributions as a percentage of covered-employee payroll	20.70%	19.72%	18.06%	13.89%	13.89%	13.79%	12.47%

Note: In the future, as data becomes available, ten years of information will be presented.

**NAPA VALLEY COMMUNITY COLLEGE DISTRICT
NOTES TO REQUIRED SUPPLEMENTARY INFORMATION
FOR THE YEAR ENDED JUNE 30, 2021**

NOTE 1 - PURPOSE OF SCHEDULES

Schedule of Changes in the Net OPEB Liability and Related Ratios

This schedule presents information on the District's changes in the net OPEB liability, including beginning and ending balances, the plan's fiduciary net position, and the net OPEB liability. In the future, as data becomes available, ten years of information will be presented. There were no changes in benefit terms or assumptions in the current year.

Schedule of Contributions – OPEB

This schedule presents information on the District's required contribution, the amounts actually contributed, and any excess or deficiency related to the required contribution. In the future, as data becomes available, ten years of information will be presented.

Schedule of Proportionate Share of the Net Pension Liability

This schedule presents information on the District's proportionate share of the net pension liability (NPL), the plans' fiduciary net position and, when applicable, the State's proportionate share of the NPL associated with the District. In the future, as data becomes available, ten years of information will be presented.

Changes in Benefit Terms - There were no changes in benefit terms since the previous valuations for both CalSTRS and CalPERS.

Changes of Assumptions - There were no changes in assumptions since the previous valuations for both CalSTRS and CalPERS.

Schedule of Contributions – Pensions

This schedule presents information on the District's required contribution, the amounts actually contributed, and any excess or deficiency related to the required contribution. In the future, as data becomes available, ten years of information will be presented.

**SUPPLEMENTARY
INFORMATION**

**NAPA VALLEY COMMUNITY COLLEGE DISTRICT
DISTRICT ORGANIZATIONAL STRUCTURE
JUNE 30, 2021**

The Napa Valley Community College District (the District) was founded in 1942 as a political subdivision of the State of California. The college was established to provide higher education in the greater Napa area under the laws of the State of California. Napa Valley College is fully accredited by the Accrediting Commission for Community and Junior Colleges of the Western Association of Schools and Colleges. The District operates under a locally elected seven-member Board form of government. There have been no changes in the District’s boundaries during the year.

GOVERNING BOARD

MEMBER	OFFICE	TERM EXPIRES
Ms. Jennifer Baker	Board Chair	2024
Mr. Jeff Dodd	Vice President	2022
Mr. Kyle Iverson	Trustee	2022
Ms. Ines De Luna	Trustee	2024
Ms. Elizabeth Goff	Trustee	2022
Mr. Michael Baldini	Trustee	2022
Mr. Rafael Rios	Trustee	2024
Mr. David Soto Gonzalez	Student Trustee	2022

DISTRICT ADMINISTRATORS

Dr. Ronald Kraft <i>Superintendent/President</i>	Mr. Robert Parker <i>Assistant Superintendent/Vice President - Administrative Services</i>
Dr. Sara Parker <i>Assistant Superintendent/Vice President - Academic Affairs</i>	Mr. Oscar De Haro <i>Assistant Superintendent/Vice President - Student Affairs</i>
Ms. Charo Albarran <i>Executive Director of Human Resources</i>	Ms. Eresa Puch <i>Controller</i>

AUXILIARY ORGANIZATIONS IN GOOD STANDING

AUXILIARY NAME	DIRECTOR'S NAME	ESTABLISHMENT AND MASTER AGREEMENT DATE
Napa Valley College District Auxiliary Services Foundation	Dr. Ronald Kraft	Organized as an auxiliary organization in 2016 and has a signed master agreement dated 10/13/2016.
Viticulture & Winery Technology Foundation	Dr. Ronald Kraft	Organized as an auxiliary organization in 2013 and has a signed master agreement dated 10/10/2013.

See accompanying note to the supplementary information.

**NAPA VALLEY COMMUNITY COLLEGE DISTRICT
SCHEDULE OF EXPENDITURES OF FEDERAL AWARDS
FOR THE YEAR ENDED JUNE 30, 2021**

FEDERAL GRANTOR/PASS-THROUGH GRANTOR/PROGRAM TITLE	Pass Through/ Grant Number	CFDA NUMBER	FEDERAL EXPENDITURES
U.S. DEPARTMENT OF EDUCATION			
STUDENT FINANCIAL AID CLUSTER			
Federal Work Study	*	84.033	\$ 167,879
PELL	*	84.063	3,929,033
SEOG	*	84.007	203,743
TRIO CLUSTER			
Talent Search	*	84.044	353,295
Student Support Services	*	84.042	319,298
Title V Higher Education Act			
Higher Education - Institutional Aid	*	84.031S	454,012
Career and Technical Education Act			
VTEA Title II C - Block Grant	*	84.049	120,846
CARES Act - Higher Education Emergency Relief Funds			
COVID-19 CARES - Student Aid	*	84.425E	420,291
COVID-19 CARES - Minority Serving Institutions	*	84.425L	389,658
COVID-19 CRRSAA HEERF - Financial Aid	*	84.425E	1,062,366
COVID-19 CRRSAA HEERF - Institutional Support	*	84.425F	1,395,017
U.S. DEPARTMENT OF AGRICULTURE			
Passed through California Department of Education			
Cal Fresh	*	10.561	29,347
U.S. DEPARTMENT OF TRANSPORTATION			
FEDERAL HIGHWAY ADMINISTRATION			
Highway Training and Education	*	20.215	15,000
U.S. DEPARTMENT OF HEALTH AND HUMAN SERVICES			
Passed through California State Chancellor's Office			
Temporary Assistance for Needy Families	*	93.558	29,421
Foster Parent Training	*	93.658	16,494
U.S. DEPARTMENT OF COMMERCE			
CIP/Go BIZ Grant	*	59.037	48,900
Small Business Development Center	*	59.037	337,920
Tech Assist Expense Program (TAEP)	*	59.037	223,217
U.S. DEPARTMENT OF TREASURY			
Passed through from the California Community Colleges Chancellor's Office:			
COVID-19 Response - Coronavirus Relief Fund - Block Grant	*	21.019	237,971
Total Federal Programs			<u>\$ 9,753,708</u>

See accompanying note to the supplementary information.

**NAPA VALLEY COMMUNITY COLLEGE DISTRICT
SCHEDULE OF REVENUES AND EXPENDITURES OF STATE AWARDS
FOR THE YEAR ENDED JUNE 30, 2021**

Program Title	PROGRAM ENTITLEMENT			PROGRAM REVENUES			Program Expenditures
	Current Year	Prior Year	Total	Accounts	Deferred	Total Revenue	
	Auth. Amt.	Carry-Over	Entitlement	Receivable	Revenue		
Adult Education Block Grant	\$ 225,410	\$ 306,519	\$ 531,929	\$ 531,929	\$ -	\$ 296,172	\$ 235,757
Basic Skills Current	209,729	-	209,729	15,893	193,836	-	209,729
Cal Fresh	29,658	-	29,658	29,658	-	23,556	6,102
CAL Grant	444,814	-	444,814	444,848	-	22	444,826
California College Promise	443,296	323,904	767,200	767,200	-	320,630	446,570
CalWORKS	139,240	-	139,240	140,109	-	2,330	137,779
CARE - Financial Aid	5,900	-	5,900	5,900	-	-	5,900
CARE - NonFinancial Aid	55,502	-	55,502	55,502	-	-	55,502
CCC Guided Pathways - Framework	65,877	361,357	427,234	427,234	-	305,112	122,122
CCTR Contract	745,740	1,089,232	1,834,972	695,763	100,554	-	796,317
COVID19RESPONSE BLCKGRNT	285,975	-	285,975	285,975	-	262,856	23,119
CSPP Contract	228,258	261,258	489,516	343,261	4,860	-	348,121
DisasterRelief Stdnt FinAid CA	36,796	-	36,796	36,796	-	-	36,796
DREAMER RESOURCE LIASON	37,968	-	37,968	37,968	-	37,968	-
DSPS	936,382	-	936,382	936,382	-	-	936,382
EOPS - Financial Aid	46,470	-	46,470	46,470	-	-	46,470
EOPS - NonFinancial Aid	569,447	-	569,447	569,447	-	-	569,447
FA Technology Funding	43,398	89,702	133,100	133,100	-	77,789	55,312
Faculty Staff Diversity (EEO)	50,000	-	50,000	50,000	-	50,000	-
Faculty Staff Diversity (EEO) PY	-	87,642	87,642	87,642	-	51,131	36,510
Financial Aid - BFAP	214,942	-	214,942	214,942	-	-	214,942
Foster Parent Training (state funds)	36,535	26,775	63,310	63,310	-	-	63,310
FT Student Success	-	8,600	8,600	8,600	-	8,600	-
Hunger Free Campus	-	40,783	40,783	40,783	-	11,910	28,873
Institutional Effectiveness Partnership Initiative	-	187,151	187,151	187,151	-	102,121	85,030
LOWINCOME EMRG RELIEF(CA SB85)	358,345	-	358,345	358,345	-	358,345	-
Leadership Academy	-	12,568	12,568	12,568	-	12,444	123
Lottery Funds	201,681	-	201,681	201,681	-	-	201,681
Mental Health Support	-	30,157	30,157	30,157	-	10,882	19,275
MESA	74,515	-	74,515	-	43,445	-	43,445
Nursing Education	80,173	53,044	133,217	133,217	-	7,178	126,039
Post Distance Learning Grant	22,052	-	22,052	12,167	1,820	-	13,987
PT Faculty Compensation	150,777	-	150,777	150,777	-	-	150,777
RETENTION &OUTREACH (CA SB85)	98,625	-	98,625	98,625	-	98,625	-
Staff Development	-	31,445	31,445	31,445	-	31,445	-
Strong Workforce - Local	532,487	1,301,427	1,833,914	1,833,914	-	1,388,910	445,004
Strong Workforce-Regional	-	682,196	682,196	385,332	40,501	148,564	277,270
Student Success - Non-Credit	29,352	-	29,352	3,959	25,393	-	29,352
Student Success (Equity)	538,023	-	538,023	45,170	492,852	-	538,023
Student Success Comp Grant	416,574	30,000	446,574	446,574	-	163,158	283,416
Student Success Credit (SSSP)-CY	1,415,756	-	1,415,756	131,720	1,284,036	-	1,415,756
Veteran's Resource Center	70,501	-	70,501	70,501	-	-	70,501
YEP - Rancho Santiago	-	35,000	35,000	35,000	-	35,000	-
Total State Programs	\$ 8,840,198	\$ 4,958,760	\$ 13,798,958	\$ 10,137,015	\$ 2,187,297	\$ 3,804,748	\$ 8,519,565

See accompanying note to the supplementary information.

**NAPA VALLEY COMMUNITY COLLEGE DISTRICT
SCHEDULE OF WORKLOAD MEASURES FOR STATE GENERAL APPORTIONMENT –
ANNUAL/ACTUAL ATTENDANCE
FOR THE YEAR ENDED JUNE 30, 2021**

CATEGORIES	Reported Data	Audit Adjustments	Audited Data
A. Summer Intersession (Summer 2020 only)			
1. Noncredit*	-	-	-
2. Credit	65.22	-	65.22
B. Summer Intersession (Summer 2021 - Prior to July 1, 2021)			
1. Noncredit*	-	-	-
2. Credit	322.55	-	322.55
C. Primary Terms (Exclusive of Summer Intersession)			
1. Census Procedure Courses			
(a) Weekly Census Contact Hours	1,097.06	-	1,097.06
(b) Daily Census Contact Hours	140.58	-	140.58
2. Actual Hours of Attendance Procedure Courses			
(a) Noncredit*	-	-	-
(b) Credit	457.82	-	457.82
3. Alternative Attendance Accounting Procedure Courses			
(a) Weekly Census Contact Hours	1,392.94	-	1,392.94
(b) Daily Census Contact Hours	496.44	-	496.44
(c) Noncredit Independent Study/Distance Education Courses	32.74	-	32.74
D. Total FTES	4,005.35	-	4,005.35
Supplemental Information (subset of above information)			
E. In-service Training Courses	-	-	-
F. Basic Skills Courses and Immigrant Education			
1. Credit	5.91	-	5.91
2. Noncredit	-	-	-
Total Basic Skills FTES	5.91	-	5.91

See accompanying note to the supplementary information.

**NAPA VALLEY COMMUNITY COLLEGE DISTRICT
RECONCILIATION OF ANNUAL FINANCIAL AND BUDGET REPORT (CCFS-311) WITH AUDITED
FINANCIAL STATEMENTS
FOR THE YEAR ENDED JUNE 30, 2021**

There were no adjustments to the Annual Financial and Budget Report (CCFS-311) which required reconciliation to the audited financial statements at June 30, 2021.

**NAPA VALLEY COMMUNITY COLLEGE DISTRICT
RECONCILIATION OF THE ECS 84362 (50 PERCENT LAW) CALCULATION
FOR THE YEAR ENDED JUNE 30, 2021**

	Object/ TOP Codes	Activity (ESCA) ECS 84362 A Instructional Salary Cost AC 0100-5900 & AC 6100			Activity (ECSB) ECS 84362 B Total CEE AC 0100-6799		
		Reported Data	Audit Adjustments	Revised Data	Reported Data	Audit Adjustments	Revised Data
<u>Academic Salaries</u>							
Instructional Salaries							
Contract or Regular	1100	7,495,930	-	7,495,930	7,495,930	-	7,495,930
Other	1300	3,839,972	-	3,839,972	3,868,210	-	3,868,210
Total Instructional Salaries		11,335,902	-	11,335,902	11,364,140	-	11,364,140
Non-Instructional Salaries							
Contract or Regular	1200	-	-	-	4,031,003	-	4,031,003
Other	1400	-	-	-	678,369	-	678,369
Total Non-Instructional Salaries		-	-	-	4,709,372	-	4,709,372
Total Academic Salaries		11,335,902	-	11,335,902	16,073,512	-	16,073,512
<u>Classified Salaries</u>							
Non-Instructional Salaries							
Regular Status	2100	-	-	-	8,480,413	-	8,480,413
Other	2300	-	-	-	481,571	-	481,571
Total Non-Instructional Salaries		-	-	-	8,961,984	-	8,961,984
Instructional Aides							
Regular Status	2200	809,420	-	809,420	928,455	-	928,455
Other	2400	211,406	-	211,406	227,786	-	227,786
Total Instructional Aides		1,020,826	-	1,020,826	1,156,241	-	1,156,241
Total Classified Salaries		1,020,826	-	1,020,826	10,118,225	-	10,118,225
Employee Benefits	3000	3,760,630	-	3,760,630	8,949,137	-	8,949,137
Supplies and Materials	4000	-	-	-	386,378	-	386,378
Other Operating Expenses	5000	245,253	-	245,253	4,358,599	-	4,358,599
Equipment Replacement	6420	-	-	-	111,466	-	111,466
Total Expenditures Prior to Exclusions		16,362,611	-	16,362,611	39,997,317	-	39,997,317
<u>Exclusions</u>							
Activities to Exclude							
Inst. Staff-Retirees' Benefits and Incentives	5900	-	-	-	-	-	-
Std. Health Svcs. Above Amount Collected	6441	-	-	-	57,529	-	57,529
Student Transportation	6491	-	-	-	-	-	-
Non-inst.Staff-Retirees' Benefits and Incentives	6740	-	-	-	-	-	-
Object to Exclude							
Rents and Leases	5060	-	-	-	274,207	-	274,207
Lottery Expenditures							
Academic Salaries	1000	-	-	-	-	-	-
Classified Salaries	2000	-	-	-	-	-	-
Employee Benefits	3000	-	-	-	-	-	-
Supplies and Materials	4000	-	-	-	-	-	-
Software	4100	-	-	-	-	-	-
Books, Magazines & Periodicals	4200	-	-	-	-	-	-
Instructional Supplies & Materials	4300	-	-	-	-	-	-
Non-inst. Supplies & Materials	4400	-	-	-	-	-	-
Total Supplies and Materials		-	-	-	-	-	-
Other Operating Expenses and Services	5000	-	-	-	681,715	-	681,715
Capital Outlay	6000	-	-	-	-	-	-
Library Books	6300	-	-	-	-	-	-
Equipment	6400	-	-	-	-	-	-
Equipment - Additional	6410	-	-	-	-	-	-
Equipment - Replacement	6420	-	-	-	-	-	-
Total Equipment		-	-	-	-	-	-
Total Capital Outlay		-	-	-	-	-	-
Other Outgo	7000	-	-	-	-	-	-
Total Exclusions		\$ -	\$ -	\$ -	\$ 1,013,451	\$ -	\$ 1,013,451
Total for ECS 84362, 50% Law		\$ 16,362,611	\$ -	\$ 16,362,611	\$ 38,983,866	\$ -	\$ 38,983,866
Percent of CEE (Instructional Salary Cost/Total CEE)		41.97%	0.00%	41.97%	100.00%	0.00%	100.00%
50% of Current Expense of Education					\$ 19,491,933	\$ -	\$ 19,491,933

See accompanying note to the supplementary information.

**NAPA VALLEY COMMUNITY COLLEGE DISTRICT
 RECONCILIATION OF THE ECS 84362 (50 PERCENT LAW) CALCULATION
 FOR THE YEAR ENDED JUNE 30, 2021**

EPA Revenue	599,782
-------------	---------

Activity Classification	Activity Code	Salaries and Benefits	Operating Expenses	Capital Outlay	Total
		(Obj 1000-3000)	(Obj 4000-5000)	(Obj 6000)	
Instructional Activities	0100-5900	599,782	-	-	599,782
Total		599,782	-	-	599,782

See accompanying note to the supplementary information.

**NAPA VALLEY COMMUNITY COLLEGE DISTRICT
RECONCILIATION OF GOVERNMENTAL FUNDS TO THE STATEMENT OF NET POSITION
FOR THE YEAR ENDED JUNE 30, 2021**

Total Fund Equity - District Funds Included in the Reporting Entity

General Fund	\$	3,485,036	
Bond Interest and Redemption Fund		9,605,612	
Child Development Fund		88,085	
Capital Outlay Fund		876,052	
Internal Service Fund		9,217	
Associated Student Body		128,280	
Student Rep Trust Fund		19,654	
Student Financial Aid Fund		26,721	\$ 14,238,657
<hr/>			
Assets recorded within the statements of net position not included in the District fund financial statements:			
Nondepreciable capital assets	\$	400,003	
Depreciable capital assets		185,613,051	
Accumulated depreciation		(63,975,018)	122,038,036
<hr/>			
Unmatured Interest			(921,826)
Liabilities recorded within the statements of net position not recorded in the District fund financial statements:			
Net pension liability			(54,239,317)
Compensated absences			(2,474,154)
OPEB liability			(37,303,702)
Long-term debt			(113,974,642)
Deferred outflows of resources			19,645,075
Deferred inflows of resources			(4,666,022)
<hr/>			
Net Assets Reported Within the Statement of Net Position	\$		(57,657,895)

See accompanying note to the supplementary information.

**NAPA VALLEY COMMUNITY COLLEGE DISTRICT
NOTE TO THE SUPPLEMENTARY INFORMATION
JUNE 30, 2021**

NOTE 1 – PURPOSE OF SCHEDULES

A. District Organizational Structure

This schedule provides information about the District's boundaries and schools operated, members of the governing board, and members of the administration.

B. Schedule of Expenditures of Federal Awards

The accompanying Schedule of Expenditures of Federal Awards includes the Federal grant activity of the District and is presented on the modified accrual basis of accounting. The information in this schedule is presented in accordance with the requirements of Title 2 U.S. *Code of Federal Regulations* Part 200, *Uniform Administrative Requirements, Cost Principles, and Audit Requirements for Federal Awards* (Uniform Guidance). Therefore, some amounts presented in this schedule may differ from amounts presented in, or used in the preparation of, the financial statements. The District has not elected to use the ten percent de minimis cost rate as covered in Section 200.414 Indirect (F&A) costs of the Uniform Guidance.

C. Schedule of Revenues and Expenditures of State Awards

The accompanying schedule of expenditures of State Awards includes the state grant activity of the District and is presented on the modified accrual basis of accounting. Therefore, some amounts presented in this schedule may differ from amounts presented in, or used in the preparation of the financial statements.

D. Schedule of Workload Measures for State General Apportionment – Annual/Actual Attendance

Full-Time Equivalent Students (FTES) is a measurement of the number of pupils attending classes of the District. The purpose of attendance accounting from a fiscal standpoint is to provide the basis on which apportionments of state funds are made to community college districts. This schedule provides information regarding the attendance of students throughout the District.

E. Reconciliation of Annual Financial and Budget Report (CCFS-311) with Fund Financial Statements

This schedule provides the information necessary to reconcile the fund balance of all funds reported on the Form CCFS-311 to the fund financial statements.

F. Reconciliation of the ECS 84362 (50 Percent Law) Calculation

This schedule reports any audit adjustments made to the reported data to ensure that a minimum of 50 percent of the District's current expense of education is expended for salaries of classroom instructors.

**NAPA VALLEY COMMUNITY COLLEGE DISTRICT
NOTE TO THE SUPPLEMENTARY INFORMATION
JUNE 30, 2021**

NOTE 1 – PURPOSE OF SCHEDULES, continued

G. Details of the Education Protection Account

This schedule reports the District revenue and expenditure classification of the Proposition 30 Education Protection Account funds.

H. Reconciliation of Governmental Funds to the Statement of Net Position

This schedule provides the information necessary to reconcile the governmental fund balances to the audited financial statements.

**OTHER INDEPENDENT
AUDITORS' REPORTS**



INDEPENDENT AUDITORS' REPORT ON INTERNAL CONTROL OVER FINANCIAL REPORTING AND ON COMPLIANCE AND OTHER MATTERS BASED ON AN AUDIT OF FINANCIAL STATEMENTS PERFORMED IN ACCORDANCE WITH GOVERNMENT AUDITING STANDARDS

The Board of Trustees
Napa Valley Community College District
Napa, California

We have audited, in accordance with the auditing standards generally accepted in the United States of America and the standards applicable to financial audits contained in *Government Auditing Standards* issued by the Comptroller General of the United States, the financial statements of the Napa Valley Community College District, as of and for the year ended June 30, 2021, and the related notes to the financial statements, which collectively comprise the Napa Valley Community College District's basic financial statements, and have issued our report thereon dated December 20, 2021.

Internal Control Over Financial Reporting

In planning and performing our audit of the financial statements, we considered Napa Valley Community College District's internal control over financial reporting (internal control) to determine the audit procedures that are appropriate in the circumstances for the purpose of expressing our opinions on the financial statements, but not for the purpose of expressing an opinion on the effectiveness of the Napa Valley Community College District's internal control. Accordingly, we do not express an opinion on the effectiveness of the Napa Valley Community College District's internal control.

A *deficiency in internal control* exists when the design or operation of a control does not allow management or employees, in the normal course of performing their assigned functions, to prevent, or detect and correct, misstatements on a timely basis. A *material weakness* is a deficiency, or a combination of deficiencies, in internal control, such that there is a reasonable possibility that a material misstatement of the entity's financial statements will not be prevented, or detected and corrected on a timely basis. A *significant deficiency* is a deficiency, or a combination of deficiencies, in internal control that is less severe than a material weakness, yet important enough to merit attention by those charged with governance.

Our consideration of internal control was for the limited purpose described in the first paragraph of this section and was not designed to identify all deficiencies in internal control that might be material weaknesses or significant deficiencies. Given these limitations, during our audit, we did not identify any deficiencies in internal control that we consider to be material weaknesses. However, material weaknesses may exist that have not been identified.

Compliance and Other Matters

As part of obtaining reasonable assurance about whether the Napa Valley Community College District's financial statements are free of material misstatement, we performed tests of its compliance with certain provisions of laws, regulations, contracts, and grant agreements, noncompliance with which could have a direct and material effect on the determination of financial statement amounts. However, providing an opinion on compliance with those provisions was not an objective of our audit, and accordingly, we do not express such an opinion. The results of our tests disclosed no instances of noncompliance or other matters that are required to be reported under *Government Auditing Standards*.

Napa Valley Community College District's Response to Findings

Napa Valley Community College District's response to the findings identified in our audit is described in the accompanying schedule of findings and questioned costs. Napa Valley Community College District's response was not subjected to the auditing procedures applied in the audit of the financial statements and, accordingly, we express no opinion on it.

Purpose of this Report

The purpose of this report is solely to describe the scope of our testing of internal control and compliance and the results of that testing, and not to provide an opinion on the effectiveness of the entity's internal control or on compliance. This report is an integral part of an audit performed in accordance with *Government Auditing Standards* in considering the entity's internal control and compliance. Accordingly, this communication is not suitable for any other purpose.



San Diego, California
December 20, 2021



INDEPENDENT AUDITORS' REPORT ON COMPLIANCE FOR EACH MAJOR FEDERAL PROGRAM; AND REPORT ON INTERNAL CONTROL OVER COMPLIANCE REQUIRED BY THE UNIFORM GUIDANCE

The Board of Trustees
Napa Valley Community College District
Napa, California

Report on Compliance for Each Major Federal Program

We have audited Napa Valley Community College District's compliance with the types of compliance requirements described in U.S. Office of Management and Budget (OMB) *Compliance Supplement* that could have a direct and material effect on each of Napa Valley Community College District's major federal programs for the year ended June 30, 2021. Napa Valley Community College District's major federal programs are identified in the summary of auditor's results section of the accompanying schedule of findings and questioned costs.

Management's Responsibility

Management is responsible for compliance with the requirements of laws, regulations, contracts, and grants applicable to its federal programs.

Auditor's Responsibility

Our responsibility is to express an opinion on compliance for each of Napa Valley Community College District's major federal programs based on our audit of the types of compliance requirements referred to above. We conducted our audit of compliance in accordance with auditing standards generally accepted in the United States of America; the standards applicable to financial audits contained in *Government Auditing Standards*, issued by the Comptroller General of the United States; and the audit requirements of Title 2 U.S. *Code of Federal Regulations* Part 200, *Uniform Administrative Requirements, Cost Principles, and Audit Requirements for Federal Awards* (Uniform Guidance). Those standards and the Uniform Guidance require that we plan and perform the audit to obtain reasonable assurance about whether noncompliance with the types of compliance requirements referred to above that could have a direct and material effect on a major federal program occurred. An audit includes examining, on a test basis, evidence about Napa Valley Community College District's compliance with those requirements and performing such other procedures as we considered necessary in the circumstances.

We believe that our audit provides a reasonable basis for our opinion on compliance for each major federal program. However, our audit does not provide a legal determination of Napa Valley Community College District's compliance.

Opinion on Each Major Federal Program

In our opinion, Napa Valley Community College District complied, in all material respects, with the types of compliance requirements referred to above that could have a direct and material effect on each of its major federal programs for the year ended June 30, 2021.

Report on Internal Control Over Compliance

Management of Napa Valley Community College District is responsible for establishing and maintaining effective internal control over compliance with the types of compliance requirements referred to above. In planning and performing our audit of compliance, we considered Napa Valley Community College District's internal control over compliance with the types of requirements that could have a direct and material effect on each major federal program to determine the auditing procedures that are appropriate in the circumstances for the purpose of expressing an opinion on compliance for each major federal program and to test and report on internal control over compliance in accordance with the Uniform Guidance, but not for the purpose of expressing an opinion on the effectiveness of internal control over compliance. Accordingly, we do not express an opinion on the effectiveness of Napa Valley Community College District's internal control over compliance.

A deficiency in internal control over compliance exists when the design or operation of a control over compliance does not allow management or employees, in the normal course of performing their assigned functions, to prevent, or detect and correct, noncompliance with a type of compliance requirement of a federal program on a timely basis. A *material weakness in internal control over compliance* is a deficiency, or combination of deficiencies, in internal control over compliance, such that there is a reasonable possibility that material noncompliance with a type of compliance requirement of a federal program will not be prevented, or detected and corrected, on a timely basis. A *significant deficiency in internal control over compliance* is a deficiency, or a combination of deficiencies, in internal control over compliance with a type of compliance requirement of a federal program that is less severe than a material weakness in internal control over compliance, yet important enough to merit attention by those charged with governance.

Our consideration of internal control over compliance was for the limited purpose described in the first paragraph of this section and was not designed to identify all deficiencies in internal control over compliance that might be material weaknesses or significant deficiencies. We did not identify any deficiencies in internal control over compliance that we consider to be material weaknesses. However, material weaknesses may exist that have not been identified.

The purpose of this report on internal control over compliance is solely to describe the scope of our testing of internal control over compliance and the results of that testing based on the requirements the Uniform Guidance. Accordingly, this report is not suitable for any other purpose.

CWDL, Certified Public Accountants

San Diego, California
December 20, 2021



INDEPENDENT AUDITORS' REPORT ON STATE COMPLIANCE

The Board of Trustees
Napa Valley Community College District
Napa, California

Report on State Compliance

We have audited Napa Valley Community College District's compliance with the types of compliance requirements described in the *California Community Colleges Contracted District Audit Manual (CDAM) 2020-21*, issued by the California Community Colleges Chancellor's Office for the year ended June 30, 2021.

Management's Responsibility

Management is responsible for compliance with the requirements of laws, regulations, contracts, and grants applicable to its state programs.

Auditor's Responsibility

Our responsibility is to express an opinion on Napa Valley Community College District's compliance with the requirements referred to above. We conducted our audit of compliance in accordance with auditing standards generally accepted in the United States of America; the standards applicable to financial audits contained in *Government Auditing Standards*, issued by the Comptroller General of the United States; and the *California Community Colleges Contracted District Audit Manual (CDAM) 2020-21*, issued by the California Community Colleges Chancellor's Office. Those standards require that we plan and perform the audit to obtain reasonable assurance about whether noncompliance with the types of compliance requirements referred to above that could have a direct and material effect on the state programs noted below. An audit includes examining, on a test basis, evidence about Napa Valley Community College District's compliance with those requirements and performing such other procedures as we considered necessary in the circumstances.

We believe that our audit provides a reasonable basis for our opinion on compliance with the requirements referred to above. However, our audit does not provide a legal determination of Napa Valley Community College District's compliance with those requirements.

Opinion

In our opinion, the District complied, in all material respects, with the compliance requirements referred to above that are applicable to the programs noted below that were audited for the year ended June 30, 2021.

Other Matters

The results of our auditing procedures disclosed instances of noncompliance, which are required to be reported in accordance with the *California Community Colleges Contracted District Audit Manual (CDAM) 2020-21*, and which are described in the accompanying schedule of findings and questioned costs as Findings #2021-001 through #2021-002. Our opinion is not modified with respect to these matters.

Procedures Performed

In connection with the audit referred to above, we selected and tested transactions and records to determine Napa Valley Community College District's compliance with the state laws and regulations applicable to the following items:

- Section 411 – SCFF Data Management Control Environment
- Section 412 – SCFF Supplemental Allocation Metrics
- Section 413 – SCFF Success Allocation Metrics
- Section 421 – Salaries of Classroom Instructors (50 Percent Law)
- Section 423 – Apportionment for Activities Funded from Other Sources
- Section 424 – Student Centered Funding Formula Base Allocation: FTES
- Section 425 – Residency Determination for Credit Courses
- Section 426 – Students Actively Enrolled
- Section 427 – Dual Enrollment (CCAP and Non-CCAP)
- Section 430 – Scheduled Maintenance Program
- Section 431 – Gann Limit Calculation
- Section 435 – Open Enrollment
- Section 444 – Apprenticeship Related and Supplemental Instruction (RSI) Funds
- Section 475 – Disabled Student Programs and Services (DSPS)
- Section 479 – To Be Arranged Hours (TBA)
- Section 490 – Proposition 1D and 51 State Bond Funded Projects
- Section 491 – Education Protection Account Funds
- Section 499 – COVID-19 Response Block Grant Expenditures

Purpose of this Report

The purpose of this report is solely to describe the scope of our testing over state laws and regulations based on the requirements described in the *California Community Colleges Contracted District Audit Manual (CDAM) 2020-21*. Accordingly, this report is not suitable for any other purpose.

 CWDL, Certified Public Accountants

San Diego, California
December 20, 2021

**SCHEDULE OF FINDINGS AND
QUESTIONED COSTS**

**NAPA VALLEY COMMUNITY COLLEGE DISTRICT
 SCHEDULE OF AUDIT FINDINGS AND QUESTIONED COSTS
 FOR THE YEAR ENDED JUNE 30, 2021**

FINANCIAL STATEMENTS

Type of auditors' report issued:	<u>Unmodified</u>
Internal control over financial reporting:	
Material weaknesses identified?	<u>No</u>
Significant deficiencies identified not considered to be material weaknesses?	<u>None Noted</u>
Non-compliance material to financial statements noted?	<u>No</u>

FEDERAL AWARDS

Internal control over major programs:	
Material weaknesses identified?	<u>No</u>
Significant deficiencies identified not considered to be material weaknesses?	<u>None Noted</u>
Type of auditors' report issued on compliance for major programs:	<u>Unmodified</u>
Any audit findings disclosed that are required to be reported in accordance with Title 2 U.S. Code of Federal Regulations (CFR) Part 200, Uniform Administrative Requirements, Costs Principles, and Audit Requirements for Federal Awards	<u>No</u>
Identification of major programs:	

<u>CFDA Numbers</u>	<u>Name of Federal Program of Cluster</u>
<u>84.033, 84.063, 84.007</u>	<u>Student Financial Aid Cluster</u>
<u>84.425E, 84.425F</u>	<u>CARES Act - Higher Education Emergency Relief Funds</u>
<u>21.019</u>	<u>COVID-19: CARES - Coronavirus Relief Fund (CRF)</u>

Dollar threshold used to distinguish between Type A and Type B programs:	<u>\$ 750,000</u>
Auditee qualified as low-risk auditee?	<u>Yes</u>

STATE AWARDS

Internal control over State programs:	
Material weaknesses identified?	<u>No</u>
Significant deficiencies identified not considered to be material weaknesses?	<u>Yes</u>
Type of auditors' report issued on compliance for State programs:	<u>Unmodified</u>

**NAPA VALLEY COMMUNITY COLLEGE DISTRICT
SCHEDULE OF AUDIT FINDINGS AND QUESTIONED COSTS
FOR THE YEAR ENDED JUNE 30, 2021**

Section II – Financial Statement Findings

This section identifies the significant deficiencies, material weaknesses, and instances of noncompliance related to the financial statements that are required to be reported in accordance with *Government Auditing Standards*.

There were no financial statement findings or questioned costs identified during 2020-21.

**NAPA VALLEY COMMUNITY COLLEGE DISTRICT
SCHEDULE OF AUDIT FINDINGS AND QUESTIONED COSTS
FOR THE YEAR ENDED JUNE 30, 2021**

Section III – Federal Award Findings and Questioned Costs

This section identifies the audit findings required to be reported by the Uniform Guidance (e.g., deficiencies, significant deficiencies, material weaknesses, and instances of noncompliance, including questioned costs).

There were no federal award findings or questioned costs identified during 2020-21.

**NAPA VALLEY COMMUNITY COLLEGE DISTRICT
SCHEDULE OF AUDIT FINDINGS AND QUESTIONED COSTS
FOR THE YEAR ENDED JUNE 30, 2021**

Section IV – State Award Findings and Questioned Costs

This section identifies the audit findings pertaining to noncompliance with state program rules and regulations.

FINDING #2021-001 – SCFF DATA MANAGEMENT CONTROL ENVIRONMENT (CDAM SECTION 411)

Criteria or Specific Requirement

California Code of Regulations, title 5, section 58311, Principles for Sound Fiscal Management requires that Districts document and implement policies and procedures over SCFF data management.

Condition

The District did not have documentation of its policies and procedures with regard to SCFF data management.

Questioned Costs

No questioned costs were associated with this finding.

Context

SCFF data management policies and procedures relevant to the 2020-21 fiscal year.

Effect

Noncompliance with CCR, title 5, section 58311, Principles for Sound Fiscal Management.

Cause

Unknown.

Recommendation

The District should ensure that its policies and procedures with respect to SCFF data management are properly documented.

Corrective Action Plan

The original finding from the 2019–20 audit was given to particular district staff, during fiscal 2020-21 who, unfortunately, left the district prior to complete implementation.

Replacement staff, (for the responsible parties who left) were not hired until after fiscal 2020-21. Although the new staff are working towards correction implementation, their work does not reflect a full-correction of the issue during (or for) fiscal 2020/21.

As stated, regarding the finding in 2019-20, it should be noted that this finding is a documentation-compliance issue, and as the District is a “Community Supported” district, this issue is not one that significantly affects the District’s Unrestricted General Fund revenue.

**NAPA VALLEY COMMUNITY COLLEGE DISTRICT
SCHEDULE OF AUDIT FINDINGS AND QUESTIONED COSTS
FOR THE YEAR ENDED JUNE 30, 2021**

Section IV – State Award Findings and Questioned Costs , continued

FINDING #2021-002 – SALARIES OF CLASSROOM INSTRUCTIONS (50 PERCENT LAW) (CDAM SECTION 421)

Criteria

Education Code Section 84362, commonly known as the 50 Percent Law, requires that a minimum of 50 percent of the district's Current Expense of Education (CEE) be expended during each fiscal year for "Salaries of Classroom Instructors."

Condition

The District failed to meet the required 50 percent minimum. The District under allocated \$3,129,322 of salary expenditures to ECSA.

Effect

Less than 50 percent of the District's Current Expense of Education (CEE) was expended for salaries of classroom instructors, thereby the District is not in compliance with Education Code Section 84362.

Cause

The District expended more on non-instructional costs than instructional costs in the Current Expense of Education.

Fiscal Impact

None. The District is primarily funded from property taxes.

Recommendation

The District should come into compliance with the 50 Percent Law by expending a higher amount of the District's CEE for salaries of classroom instructors, or by reducing noninstructional costs.

**NAPA VALLEY COMMUNITY COLLEGE DISTRICT
SCHEDULE OF AUDIT FINDINGS AND QUESTIONED COSTS
FOR THE YEAR ENDED JUNE 30, 2021**

Section IV – State Award Findings and Questioned Costs , continued

**FINDING #2021-002 – SALARIES OF CLASSROOM INSTRUCTIONS (50 PERCENT LAW) (CDAM SECTION 421),
continued**

Corrective Action Plan

The District is aware that the 2020-21 reported percentage is below the 50% law minimum, and has already implemented action to address the issue, although full-compliance may not be achieved in 2021-22.

For 2020-21, the District took a strict “by activity code” reporting of expenditures for the 2020-21 calculations. In reviewing the calculation from prior years, it is clear that “off-books” adjustments had been made, but documentation of how those adjustments had been derived (by prior staff) was not available to current staff.

As discovered from the lack of timely closing of the books in 2019-20, the District has had a penchant to charge expenses to account code strings that “are available” rather than take the time to create and charge to proper account codes. With regards to the closing of the books, this created a need for extensive year-end reclassifications. This use of incorrect account codes has also impacted correct expense classification for the 50% Law calculations. As an example, during 2021-22, the District discovered several cases of mis-coded expenditures such as 1) the charging (to the Unrestricted Fund) of salaries and benefits for the management of categorical programs (which should be charged to the grant in the Restricted Fund), and 2) incorrect coding of perpetual I.T. licensing agreements , which combined accounted for at least a third of the percentage-shortfall in 2020-21.

The larger reason for the District’s percentage shortfall has been a gradual increase in non-classroom personnel expenditures above those increases for instructional staff in the Unrestricted General Fund. To address this issue, the District’s Board has already approved the offering of a Supplemental Employee Retirement Program (SERP) to employees to take place in Spring 2021-22, with the goal of reducing non-classroom expenditures in 2021-22 and on-going in future years.

**NAPA VALLEY COMMUNITY COLLEGE DISTRICT
SCHEDULE OF PRIOR AUDIT FINDINGS AND QUESTIONED COSTS
FOR THE YEAR ENDED JUNE 30, 2020**

FINDING #2020-001 – OVERALL CLOSING PROCESS (MATERIAL WEAKNESS)

Criteria or Specific Requirement

Best practices require a timely review and reconciliation of all account balances to reflect proper activity at year end in accordance with Generally Accepted Accounting Principles (GAAP).

Condition

Material Weakness – The District was not properly closed and able to generate a trial balance for its 2019-20 financials until July 17, 2021.

Questioned Costs

No questioned costs were associated with this finding.

Context

The financial records of the District for the 2019-20 fiscal year.

Effect

Substantive audit procedures and the finalization of the 2019-20 audit report could not take place until subsequent to July 17, 2021. Potential errors in reporting account balances and risk that material errors may not be prevented.

Cause

Turnover of key staff.

Recommendation

The District should examine and update its closing process to ensure timely financial reporting and revise its 311 to include all necessary adjustments.

Corrective Action Plan

On August 15, 2021, the District hired a retired chief business officer who has 25+ years of experience in business and finance in the California Community College System. One of his immediate tasks was the finalizing of closing entire to finish the 2019-20 audit, which is now completed. His near-term goal is the timely completion of year-end procedures and closing entries for fiscal 2020-21, and the timely submission of all financial reports as required by the State Chancellor's Office. During this work, to close the books for 2020-21, the District will review, and amend, its processes to ensure a timely closing of the books in order to ensure adequate time to meet all fiscal reporting deadlines.

Status: Implemented in 2020-21.

**NAPA VALLEY COMMUNITY COLLEGE DISTRICT
SCHEDULE OF PRIOR AUDIT FINDINGS AND QUESTIONED COSTS
FOR THE YEAR ENDED JUNE 30, 2020**

FINDING #2020-002 – SCFF DATA MANAGEMENT CONTROL ENVIRONMENT (CDAM SECTION 411)

Criteria or Specific Requirement

California Code of Regulations, title 5, section 58311, Principles for Sound Fiscal Management requires that Districts document and implement policies and procedures over SCFF data management.

Condition

The District did not have documentation of its policies and procedures with regard to SCFF data management.

Questioned Costs

No questioned costs were associated with this finding.

Context

SCFF data management policies and procedures relevant to the 2019-20 fiscal year.

Effect

Noncompliance with CCR, title 5, section 58311, Principles for Sound Fiscal Management.

Cause

Unknown.

Recommendation

The District should ensure that its policies and procedures with respect to SCFF data management are properly documented.

Corrective Action Plan

As the District is a "Community Supported" district, it should be noted that this finding is a report-compliance issue, and not one that significantly affects the District's Unrestricted General revenue. That said, it is incumbent upon the District to report its SCFF data to the State Chancellor's on a timely and accurate basis. In addition to the recent hire of a new CBO, the District has also hired a Vice President of IT who is veteran of the Community College System and has experience with this type of reporting. It will be one of his goals to ensure that the District meets this report-compliance obligation.

Status: Not implemented, see finding 2021-001.

**NAPA VALLEY COMMUNITY COLLEGE DISTRICT
SCHEDULE OF PRIOR AUDIT FINDINGS AND QUESTIONED COSTS
FOR THE YEAR ENDED JUNE 30, 2020**

FINDING #2020-003 – RESIDENCY DETERMINATION FOR CREDIT COURSES (CDAM SECTION 425)

Criteria or Specific Requirement

Education Code Section 66770 delineates resident versus non-resident students for the purposes of claiming FTES attendance for State support of credit classes.

Condition

In our testing of 25 students enrolled in credit classes during 2019-20, we noted five (5) students who were indicated as non-resident students on the 320 submitted to the Chancellor's Office, despite being properly documented residents.

Questioned Costs

No questioned costs were associated with this finding as the District is currently in the process of claiming the underclaimed resident students via the 2019-20 ReCal report.

Context

Student residency status reported by the District during 2019-20.

Effect

Noncompliance with EC Section 66770. The District must revise applicable Residency misclassifications on the 2019-20 ReCal report.

Cause

Clerical, resulting from the manual process in place during 2019-20, requiring District staff to manually backdate the residency status of students which were initially miscoded due to the timing of the import of their application.

Recommendation

The District should ensure that residency status for all students are properly reported.

Corrective Action Plan

After the District became aware of the issue, and discovered the root cause, in June 2021, corrective actions were made to the District's student system to prevent this error in the future. The District did alert the State Chancellor's Office to the error and sent corrected CCFS-320 reports.

Status: Implemented in 2020-21.

**NAPA VALLEY COMMUNITY COLLEGE DISTRICT
SCHEDULE OF PRIOR AUDIT FINDINGS AND QUESTIONED COSTS
FOR THE YEAR ENDED JUNE 30, 2020**

FINDING #2020-004 – APPRENTICESHIP (CDAM SECTION 444)

Criteria or Specific Requirement

Education Code Section 8150.5 requires that attendance of apprentices enrolled in any class maintained by a local educational agency, pursuant to Section 3074 of the Labor Code, shall be reimbursed pursuant to Section 8152 only if reported separately to the Chancellor of the California Community Colleges.

Condition

The District did not report apprenticeship attendance separately on the 321 report.

Questioned Costs

No questioned costs were associated with this finding as the District is already in the process of resubmitting the apprenticeship attendance via the 2019-20 ReCal report.

Context

Apprenticeship hours reported by the District during 2019-20.

Effect

Noncompliance with EC Section 8150.5. The District's claim for apprenticeship hours must be resubmitted on the 321 report.

Cause

Unknown.

Recommendation

The District should ensure that apprenticeship hours are properly reported on the correct Chancellor's Office form.

Corrective Action Plan

Although there is confusion as to how and why this error was committed, the District has sent the State Chancellor's Office corrected/amended CCFS-320 and CCFS-321 reports for 2019-20.

As the College is a "Community Supported" district, there is no financial advantage to include apprenticeship attendance in the District's CCFS-320 enrollment reports. This has been made clear to the Admissions and Records Office personnel, who are responsible for the submission of the District's attendance reporting, and a repeat of this error is not anticipated.

Status: Implemented in 2020-21.

**NAPA VALLEY COMMUNITY COLLEGE DISTRICT
SCHEDULE OF PRIOR AUDIT FINDINGS AND QUESTIONED COSTS
FOR THE YEAR ENDED JUNE 30, 2020**

FINDING #2020-005 – STATE COMPLIANCE (ANNUAL CCFS-311 REPORTING)

Criteria

The California Community Colleges Chancellor's Office requires that each community college district report the financial activity of the General Fund on a quarterly basis via the CCFS-311Q report and the districts' total revenues and expenditures for the fiscal year via the CCFS-311 by October 10 of each year. This report is also required to include the adopted budget for the subsequent fiscal year.

Condition

In our testing of the District annual CCFS-311 for the fiscal year 2019-20, we noted that the certification and filing did not occur by November 30, 2020.

Questioned Costs

No questioned costs noted.

Effect

Noncompliance with submission requirements for the annual CCFS-311.

Cause

The annual CCFS-311 report was certified to the State Chancellor's Office after November 30, 2020.

Recommendation

We recommend that in accordance with the instructions of the State Chancellor's Office for the Annual Financial and Budget Report requirements, the annual activity of all funds of the District be made available to the public on or before September 30 of each year and be submitted to the Chancellor's Office no later than November 30th of each year.

Corrective Action Plan

As previously stated in the Corrective Action Plan for finding #2020-01, the District has a new chief business officer with over 25 years' experience in business and finance in the California Community College System. One of his immediate tasks was the finalizing of closing entire to finish the 2019-20 audit, which is now completed. His near-term goal is the timely completion of year-end procedures and closing entries for fiscal 2020-21, and the timely submission of all financial reports as required by the State Chancellor's Office. This includes the submission of the CCFS-311 report. During this work, to close the books for 2020-21, the District will review, and amend, its processes to ensure a timely closing of the books in order to ensure adequate time to meet all fiscal reporting deadlines.

Status: Implemented in 2020-21.